



# OHS Charts and General Mining Signs



## CONTACT INFORMATION:

Tel: 031 569 4975

Whatsapp: +27 73 569 5482

Email: [sales@madavesigns.com](mailto:sales@madavesigns.com)

## ADDRESS:

Unit 13/14,

3 Sasswood Road,

Glen Anil, KZN, 4051, South Africa

# PROHIBITORY (DO NOT)



PV1



PV2



PV3



PV4



PV5



PV6



PV7



PV8



PV9



PV10



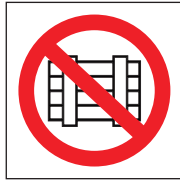
PV11



PV12



PV13



PV14



PV15



PV16



PV17



PV18



PV19



PV20



PV21




PV22



PV23



PV24



PV25



PV26



PV27



PV28



PV29



PV30



PV31



PV32



PV33



PV34



PV35



PV36

- PV1 - Smoking prohibited
- PV2 - Fire and open flames prohibited
- PV3 - Thoroughfare for pedestrians prohibited
- PV4 - Water prohibited as extinguishing agent
- PV5 - Drinking of this water is prohibited
- PV6 - Proceeding beyond this point prohibited
- PV7 - Cycling prohibited
- PV8 - Carrying of long material prohibited
- PV9 - Hand trolleys prohibited
- PV10 - Tractors and forklifts prohibited beyond this point
- PV11 - Use of compressed air to dust body prohibited
- PV12 - Loose clothing, ties, jewellery and unconfined long hair prohibited

- PV13 - Dumping prohibited
- PV14 - No stacking, do not obstruct
- PV15 - No entry for heavy vehicles
- PV16 - No entry for vehicles
- PV17 - Locomotives prohibited beyond this point
- PV18 - Wearing of safety helmets prohibited
- PV19 - Carrying of firearms prohibited
- PV20 - Dogs prohibited
- PV21 - Cameras prohibited
- PV22 - Alcohol prohibited
- PV23 - Littering prohibited
- PV24 - Swimming prohibited

- PV25 - Fishing prohibited
- PV26 - Lighters and open flames prohibited
- PV27 - Cellphone prohibited
- PV28 - Drain pollution prohibited (Note: Specify the pollutant)
- PV29 - Lifting on forklifts prohibited
- PV30 - Lifting on trolleys prohibited
- PV31 - Handbags prohibited
- PV32 - Drilling prohibited
- PV33 - Grinding prohibited
- PV34 - Drugs prohibited
- PV35 - Do not clean or oil while in motion
- PV36 - No loud music

# MINING SIGNS - PROHIBITION



**M1** 290x290mm  
400x400mm  
600x600mm



**M2** 190x190mm  
290x290mm



**M3** 190x190mm  
290x290mm



**M4** 290x290mm  
400x400mm  
600x600mm



**M5** 400x400mm  
600x600mm



**M7** 400x400mm  
600x600mm  
800x800mm



**MN 8** 300x400mm  
400x600mm



**MN 9** 400x400mm  
600x600mm  
800x800mm




**MN 10** 290x290mm  
400x400mm  
600x600mm



**MN 11** 290x290mm  
400x400mm  
600x600mm



**MN 12** 300x400mm  
400x600mm



**MN 13** 190x190mm  
290x290mm  
400x400mm



**MN 14** 190x190mm  
290x290mm  
400x400mm



**MN 15** 190x190mm  
290x290mm



**MN 16** 190x190mm  
290x290mm



**MN 17** 190x190mm  
290x290mm



**MN 18** 600x600mm  
800x800mm



**MN 19** 190x190mm  
290x290mm



**MN 20** 190x190mm  
290x290mm



**MN 21** 190x190mm  
290x290mm



**MN 22** 190x190mm  
290x290mm

# MINING SIGNS - PROHIBITION



**MN 23** 300x200mm  
400x300mm  
600x400mm



**MN 24** 300x200mm  
400x300mm  
600x400mm



**MN 25** 300x200mm  
400x300mm  
600x400mm



**MN 26** 300x200mm  
400x300mm  
600x400mm



**MN 27** 300x200mm  
400x300mm  
600x400mm



**MN 28** 190x190mm  
290x290mm



**MN 29** 190x190mm  
290x290mm



**MN 30** 290x290mm  
400x400mm



**MN 31** 190x190mm  
290x290mm



**MN 32** 190x190mm  
290x290mm



**MN 33** 400x600mm



**MN 34** 400x600mm



**MN 35** 290x290mm  
400x400mm



**MN 36** 290x290mm  
400x400mm



**MN 37** 300x400mm  
400x600mm



**MN 38** 600x900mm  
800x1200mm  
1000x1500mm

# INFORMATION



GA1



GA2



GA3




GA4



GA5



GA6



GA7



GA8



GA9



GA10



GA11



GA12



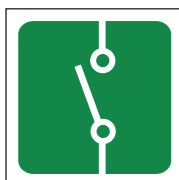
GA13



GA14



GA15



GA16



GA17



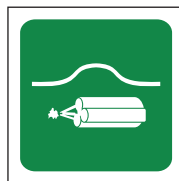
GA18



GA19




GA20



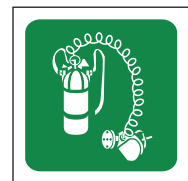
GA21



GA22



GA23



GA24




GA25



GA26



GA27



GA28



GA29



GA30

GA1 - First-aid equipment  
 GA2 - General direction  
 GA3 - Direction to escape route left  
 GA4 - Direction to escape route right  
 GA5 - Manned first-aid station  
 GA6 - Drinking water  
 GA7 - Blasting point  
 GA8 - Traveling point  
 GA9 - Refueling point  
 GA10 - Ladies toilet

GA11 - Gents toilet  
 GA12 - Refuge chamber  
 GA13 - Telephone  
 GA14 - Waiting place  
 GA15 - Emergency telephone  
 GA16 - Electric isolator switch  
 GA17 - Stairs going down  
 GA18 - Stairs going up  
 GA19 - Eye-wash

GA20 - Safety shower  
 GA21 - Location of bomb bag  
 GA22 - Allocated to or accessible to wheelchair  
 GA23 - Cancelled  
 GA24 - Breathing apparatus  
 GA25 - Shelter in place  
 GA26 - Emergency assembly point (Words may be added)  
 GA27 - Tap for washing hands  
 GA28 - Helicopter pad  
 GA29 - Emergency stop  
 GA30 - Life buoy

# MINING SIGNS - INFORMATION



**MN 39** 290x290mm  
400x400mm



**MN 40**  
200x300mm  
300x400mm  
400x600mm



**MN 41**  
200x300mm  
300x400mm  
400x600mm



**MN 42**  
200x300mm  
300x400mm  
400x600mm



**MN 43 L** 450x150mm



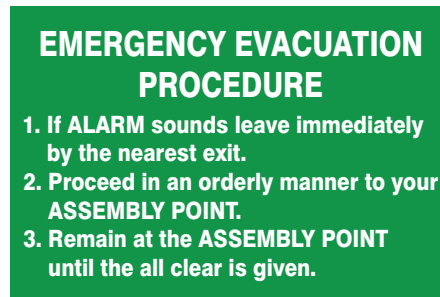
**MN 43 R** 450x150mm



**MN 44 L** 150x450 mm



**MN 44 R** 150x450 mm



**MN 45** 300x400mm  
400x600mm




**MN 46** 290x290mm  
400x400mm



**MN 47** 290x290mm  
400x400mm

# HAZARD & WARNING



- WW1 - General warning of hazard
- WW2 - Beware of fire hazard
- WW3 - Beware of explosion hazard
- WW4 - Beware of corrosive hazard
- WW5 - Beware of poisonous substances
- WW6 - Beware of ionizing radiation
- WW7 - Beware of electric shock
- WW8 - Beware of suspended loads
- WW9 - Beware of methane
- WW10 - Beware of fragile surface
- WW11 - Beware of biological hazard
- WW12 - Beware of laser hazard

- WW13 - Beware of asbestos
- WW14 - Beware of workers overhead
- WW15 - Beware of carbon dioxide
- WW16 - Beware of slippery walking surface
- WW17 - Beware of moving machinery
- WW18 - Beware of cold burns
- WW19 - Beware of dogs
- WW20 - Beware of forklifts
- WW21 - Beware of material falling from moving conveyor belt
- WW22 - Beware of slippery steps
- WW23 - Beware of exposed live high-voltage equipment
- WW24 - Beware of a swinging object

- WW25 - Beware of confined gases
- WW26 - Beware of non-ionizing radiation
- WW27 - Beware of electromagnetic interference on heart pacemaker
- WW28 - Beware of confined space
- WW29 - Beware of electric fencing
- WW30 - Beware of magnet crane
- WW31 - Beware of nail gun
- WW32 - Beware of demolition area
- WW33 - Warning of tripping hazard
- WW34 - Beware of robot
- WW35 - Warning of catwalk
- WW36 - Mind your head

# MINING SIGNS - HAZARDS



MN 48 190x190mm  
290x290mm



MN 49 190x190mm  
290x290mm



MN 50 190x190mm  
290x290mm



MN 51 190x190mm  
290x290mm



MN 52 190x190mm  
290x290mm



MN 53 190x190mm  
290x290mm



MN 54 190x190mm  
290x290mm  
400x400mm



MN 55 190x190mm  
290x290mm



MN 56 190x190mm  
290x290mm



MN 57 190x190mm  
290x290mm



MN 58 290x290mm  
400x400mm  
600x600mm



MN 59 190x190mm  
290x290mm



MN 60 190x190mm  
290x290mm



MN 61 190x190mm  
290x290mm



MN 62 190x190mm  
290x290mm



MN 63 190x190mm  
290x290mm



MN 64 190x190mm  
290x290mm



MN 65 190x190mm  
290x290mm

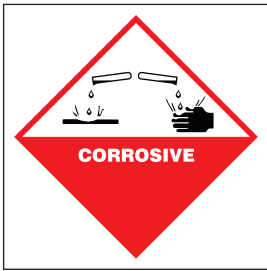


MN 66 190x190mm  
290x290mm



MN 67 190x190mm  
290x290mm

# MINING SIGNS - HAZARDS



**MN 68** 190x190mm  
290x290mm



**MN 69** 190x190mm  
290x290mm  
400x400mm



**MN 70** 190x190mm  
290x290mm  
400x400mm



**MN 71** 190x190mm  
290x290mm  
400x400mm



**MN 72** 190x190mm  
290x290mm  
400x400mm



**MN 73** 190x190mm  
290x290mm  
400x400mm



**MN 74** 190x190mm  
290x290mm  
400x400mm



**MN 75** 190x190mm  
290x290mm  
400x400mm



**MN 76** 190x190mm  
290x290mm  
400x400mm



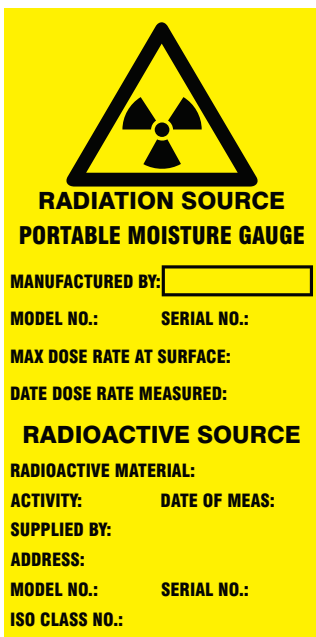
**MN 77** 190x190mm  
290x290mm  
400x400mm



**MN 78** 190x190mm  
290x290mm  
400x400mm



**MN 79** 190x190mm  
**MN 80** 190x190mm



**MN 81** 300x150 mm



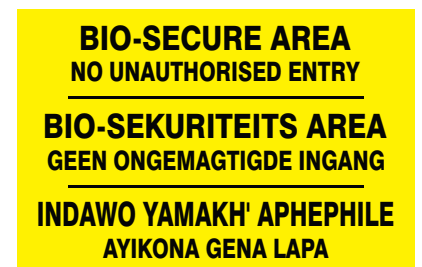
**MN 82** 300x400mm  
400x600mm



**MN 83** 300x400mm  
400x600mm



**MN 84** 300x400mm  
400x600mm



**MN 85** 300x400mm  
400x600mm

# MINING SIGNS - HAZARDS



MN 86 190x190mm  
290x290mm



MN 87 190x190mm  
290x290mm



MN 88 190x190mm  
290x290mm



MN 89 190x190mm  
290x290mm



MN 90 290x290mm  
400x400mm  
600x600mm



MN 91 290x290mm  
400x400mm  
600x600mm



MN 92 290x290mm  
400x400mm  
600x600mm



MN 93 290x290mm  
400x400mm  
600x600mm



MN 94 290x290mm  
400x400mm  
600x600mm



MN 95 190x190mm  
290x290mm  
400x400mm



MN 96 190x190mm  
290x290mm  
400x400mm



MN 97 190x190mm  
290x290mm  
400x400mm



MN 98 190x190mm  
290x290mm  
400x400mm



MN 99 190x190mm  
290x290mm  
400x400mm



MN 100 190x190mm  
290x290mm  
400x400mm



MN 101 190x190mm  
290x290mm  
400x400mm



MN 102 190x190mm  
290x290mm  
400x400mm



MN 103 190x190mm  
290x290mm  
400x400mm



MN 104 190x190mm  
290x290mm  
400x400mm



MN 105 190x190mm  
290x290mm



MN 106 190x190mm  
290x290mm

**GENERAL SIGNS AND SYMPTOMS OF POISONING**

- Headache
- Dizziness
- Nausea
- Tremors of tongue & eyelids
- Salivation
- Cramps
- Vomiting
- Sweating
- Muscular weakness
- Anxiety
- Blurred vision

**➤ FIRST AID: IN CASE OF ACCIDENTAL CONTACT ➤**

Flush with water for 15 minutes. Get medical attention immediately. Refer to product label for further instructions.

Wash thoroughly with soap & water. Refer to product label for further instructions. If in doubt about nature of material get medical attention immediately.

Remove contaminated clothing & wash skin thoroughly with soap & water. Refer to product label for further instructions. If in doubt about nature of material get medical attention immediately. Wash clothing in strong detergent before reusing.

NOTE: If medical attention is sought, take labeled container with.

MN 107 600x400mm  
900x600mm

# MINING SIGNS - HAZARDS



MN 108 300x200mm  
400x300mm  
600x400mm



MN 109 300x200mm  
400x300mm  
600x400mm



MN 110 300x200mm  
400x300mm  
600x400mm



MN 111 300x200mm  
400x300mm  
600x400mm



MN 112 300x200mm  
400x300mm  
600x400mm



MN 113 300x200mm  
400x300mm  
600x400mm



MN 114 300x200mm  
400x300mm  
600x400mm



MN 115 300x200mm  
400x300mm  
600x400mm



MN 116 300x200mm  
400x300mm  
600x400mm



MN 117 300x200mm  
400x300mm  
600x400mm



MN 118 300x200mm  
400x300mm  
600x400mm



MN 119 300x200mm  
400x300mm  
600x400mm



MN 120 300x200mm  
400x300mm  
600x400mm



MN 121 300x200mm  
400x300mm  
600x400mm



MN 122 300x200mm  
400x300mm  
600x400mm



MN 123 300x200mm  
400x300mm  
600x400mm



MN 124 300x200mm  
400x300mm  
600x400mm



MN 125 300x200mm  
400x300mm  
600x400mm



MN 126 300x200mm  
400x300mm  
600x400mm



MN 127 300x200mm  
400x300mm  
600x400mm


# MANDATORY (DO)



MV1



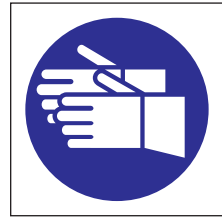
MV2



MV3



MV4




MV5



MV6



MV7



MV8



MV9



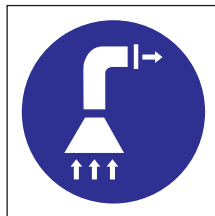
MV10



MV11



MV12



MV13




MV14



MV15




MV16



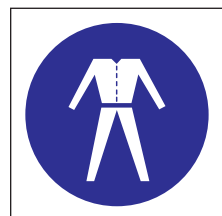
MV17




MV18



MV19



MV20



MV21



MV22



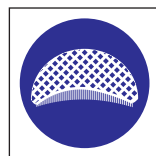
MV23



MV24



MV25



MV26



MV27

- MV1 - Eye protection shall be worn
- MV2 - Respiratory protection shall be worn
- MV3 - Head protection shall be worn
- MV4 - Hearing protection shall be worn
- MV5 - Hand protection shall be worn
- MV6 - Foot and leg protection against liquids shall be worn
- MV7 - Foot protection against crushing shall be worn
- MV8 - Safety harnesses and lifelines shall be worn - Cancelled
- MV9 - Apron shall be worn
- MV10 - Face protection shall be worn

- MV11 - Air-supplied hood shall be worn
- MV12 - Dust mask shall be worn
- MV13 - Air extraction shall be used
- MV14 - Keep area clean
- MV15 - Screening shall be used
- MV16 - Safety cage shall be used
- MV17 - Carbon monoxide gas monitor shall be worn
- MV18 - Full body harnesses and lifelines shall be worn
- MV19 - Hearing protection shall be worn
- MV20 - Overalls shall be worn

- MV21 - Lab coats shall be worn
- MV22 - Foot spats shall be worn
- MV23 - Full welding gear shall be worn
- MV24 - Thermal suit shall be worn
- MV25 - Reflective jacket shall be worn
- MV26 - Hair nets shall be worn
- MV27 - Conductive shoes to be worn

# MINING SIGNS - MANDATORY

**HEALTH AND SAFETY RULES FOR ALL VISITORS AND CONTRACTORS**

AT THIS MINING OPERATION ALL VISITORS AND CONTRACTORS MUST ENSURE THAT THEY:

1. ABIDE BY ALL MINE HEALTH & SAFETY LAWS AND REGULATIONS AS WELL AS POLICIES AND RULES ADOPTED BY THIS COMPANY.
2. HAVE BEEN THROUGH A HEALTH & SAFETY INDUCTIONS PROCESS
3. ARE ACCOMPANIED BY A MEMBER OF STAFF WHEN ENTERING ANY WORK PLACE OR SECTION OF A WORK PLACE WITHIN THE MINE AREA.
4. DO NOT INTERFERE WITH ANY EMPLOYEE OR WORK ACTIVITY BEING CARRIED OUT.
5. TAKE CARE OF THEIR HEALTH AND SAFETY AND THAT OF OTHER PERSONS WHO MAY BE AFFECTED BY THEIR ACTS OR OMISSIONS.
6. CARRY OUT ANY LAWFUL ORDER GIVEN TO THEM BY THE EMPLOYER OR ANY OTHER AUTHORISED EMPLOYEE OF THE COMPANY.
7. SMOKE IN DEDICATED SMOKING AREAS ONLY.
8. REPORT ALL HEALTH AND SAFETY RELATED INCIDENTS THAT THEY MAY BE INVOLVED IN TO THE EMPLOYER, OR THE SECURITY AS SOON AS POSSIBLE.

**THE MOST IMPORTANT MINE HEALTH AND SAFETY RULE:**  
YOU ARE ULTIMATELY RESPONSIBLE FOR YOUR OWN SAFETY

**MN 128** 800x800mm



**MN 129** 900x600mm  
1200x800mm



**MN 130** 900x600mm  
1200x800mm



**MN 131** 600x600mm  
800x800mm



**MN 132** 400x600mm



**MN 133** 400x600mm



**MN 134** 290x290mm  
400x400mm



**MN 138**  
1140mm  
x  
200mm

**DAILY CHECKLIST FOR ALL SHIFTS**

1. CHECK AND TOP UP OIL
2. CHECK OIL PRESSURE
3. CHECK V-BELT TENSION AND CONDITION
4. CHECK OIL PUMP V-BELTS AND CONDITION
5. TIGHTEN GLAND NUTS AS REQUIRED
6. TIGHTEN OIL STOP HEADS AS REQUIRED
7. CHECK COUPLING BOLTS IF TIGHT
8. CLEAN PANELS AND PUMP
9. WASH PUMP FLOORS

**MN 135** 600x600mm

**SERVICE AND MAINTENANCE ALL SHIFTS**

1. PUMP WILL BE INSPECTED EVERY 15MIN TO SEE IF PUMP SLIMES. IF PUMP SLIMES AND GLAND NUTS ARE AT MAXIMUM THE PUMP WILL BE STOPPED. EVEN IF THE DAM IS AT 100% AND FLOW IS GOOD YOU WILL STOP AND CHANGE PACKING.
2. STOP PUMP AND OPEN PRESSURE RELIEVE VALVE.
3. REMOVE NUTS AND VALVES ETC.
4. INSPECT VALVES AND VALVE SEATS, GASKETS AND SPRING CONDITIONS.
5. INSPECT FLUID AND CONDITION.
6. REPLACE PARTS THAT ARE DAMAGED.
7. IF YOU CHANGE PACKING, PUT GREASE IN THE PACKING.
8. PUT ALL BACK TOGETHER AGAIN.
9. PUT GREASE ON ALL THE THREADED PARTS.

**MN 136** 600x600mm

**EVERY EMPLOYEE AT OUR MINE MUST:**

- 1) PROTECT THEIR OWN HEALTH & SAFETY.
- 2) PROTECT THE HEALTH AND SAFETY OF OTHER PERSONS.
- 3) USE AND CARE FOR ALL EQUIPMENT SUPPLIED FOR HEALTH AND SAFETY.
- 4) REPORT PROMPTLY ANY HAZARD WHICH YOU CANNOT FIX IMMEDIATELY.
- 5) CO-OPERATE WITH ANY PERSON IN COMPLIANCE WITH THIS ACT.
- 6) COMPLY WITH ALL HEALTH AND SAFETY MEASURES.

**MN 137** 600x600mm

**AREA OF RESPONSIBILITY**

SHAFT SECTION

PRODUCTION MANAGER

SECTION ENGINEER

SHAFT OVERSEER

SHAFT FOREMAN

SHAFT TIMBERMAN

**MN 139** 1000x600mm

**REMEMBER YOUR PRE-SHIFT CHECKLIST**

**MN 140** 300x400mm  
400x600mm

# MINING SIGNS - MANDATORY



**MN 141** 190x190mm  
290x290mm  
400x400mm



**MN 142** 190x190mm  
290x290mm  
400x400mm



**MN 143** 190x190mm  
290x290mm  
400x400mm



**MN 144** 190x190mm  
290x290mm  
400x400mm



**MN 145** 190x190mm  
290x290mm  
400x400mm



**MN 146** 190x190mm  
290x290mm  
400x400mm



**MN 147** 190x190mm  
290x290mm  
400x400mm



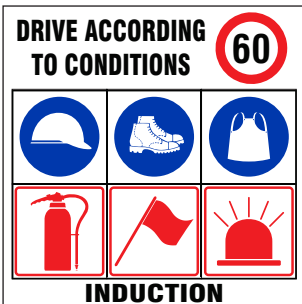
**MN 148** 190x190mm  
290x290mm  
400x400mm



**MN 149** 190x190mm  
290x290mm  
400x400mm



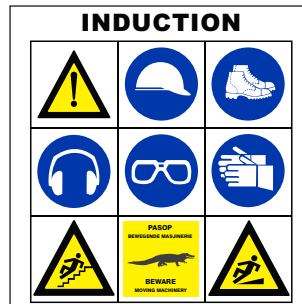
**MN 150** 190x190mm  
290x290mm  
400x400mm



**MN 151** 800x800mm



**MN 152** 800x800mm



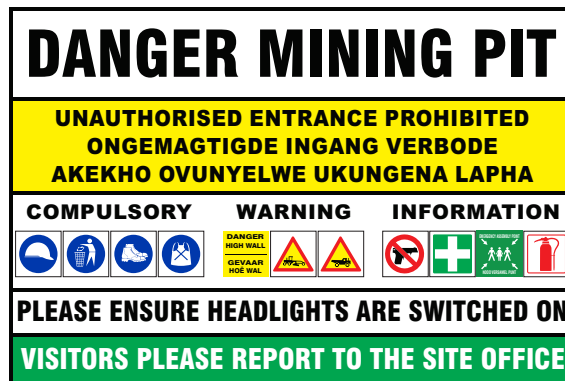
**MN 153** 800x800mm




**MN 154** 800x800mm



**MN 155** 800x800mm  
1200x1200mm



**MN 156** 800x1200mm



**MN 157** 600x600mm  
800x800mm

# FIRE FIGHTING



FB1



FB2



FB3



FB4



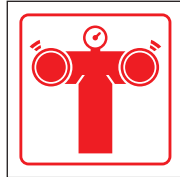
FB5



FB6



FB7



FB8



FB9



FB10



FB13



FB14

FB1 - Location of fire-fighting equipment  
 FB2 - Fire extinguisher  
 FB3 - Fire hose  
 FB4 - Fire hydrant  
 FB5 - Fire alarm

FB6 - Sprinkler stop valve  
 FB7 - Fire telephone  
 FB8 - Fire pump connection  
 FB9 - Location of fire blanket  
 FB10 - Fire marshal

FB11 - Cancelled  
 FB12 - Cancelled  
 FB13 - Hand held emergency alarm  
 FB14 - Fire trolley

## FIRE RESPONSE

In the event of a FIRE follow this action plan

	<b>Sound Fire Alarm</b> Alert Area Supervisor & Fire Officer
	<b>Evacuate Building</b> Leave via nearest available exit
	<b>Go to Assembly Point</b> Report to person in charge
	<b>Stay at Assembly Point</b> Do not return until All Clear is given
	<b>Do Not use Lifts</b> If leaving building in event of fire use the stairway to exit

**ONLY return to building after ALL CLEAR given and authorised by Safety Officer**

MN 158

600x400mm  
900x600mm

## FIRE ACTION

If you discover a fire follow these steps

	<b>Close Door on Fire</b> If possible, close the door to the room where the fire is located
	<b>Sound Fire Alarm</b> If possible, alert Safety/Fire Officer & notify Fire Brigade
	<b>Evacuate Building</b> Leave via the nearest exit. <b>USE the stairways</b> <b>DO NOT USE LIFTS</b>
	<b>Proceed to Designated Assembly Point.</b> Wait for instructions from person in charge.
	<b>Do Not Return</b> Stay at the Assembly Point until <b>ALL CLEAR</b> has been given by person in charge

MN 159

600x400mm  
900x600mm

**DANGER**  
FLAMMABLE LIQUIDS  
NO SMOKING  
**GEVAAR**  
VLAMBARE VLOEISTOWWE  
ROOK VERBODEN

MN 160 190x190mm  
290x290mm

**FIRE ESCAPE**  
**BRANDTRAP**  
**BALEKA UMLILO**

MN 161 190x190mm  
290x290mm

**EMERGENCY**  
**EXIT**

MN 162 190x190mm  
290x290mm

**EMERGENCY**  
**ALARM**

MN 163 190x190mm  
290x290mm

**FIRE ESCAPE**  
**KEY**  
**IN CASE OF**  
**EMERGENCY,**  
**BREAK GLASS**

MN 164 190x190mm  
290x290mm

# MINING SIGNS - FIRE MANAGEMENT



MN 165 190x190mm  
290x290mm



MN 166 190x190mm  
290x290mm



MN 167 190x190mm  
290x290mm



MN 168 190x190mm  
290x290mm



MN 169 190x190mm



MN 170 190x190mm  
290x290mm



MN 171 190x190mm  
290x290mm



MN 172 190x190mm  
290x290mm



MN 173 190x190mm  
290x290mm



MN 174 190x190mm



MN 175 190x190mm



MN 176 190x190mm



MN 177 190x190mm  
290x290mm



MN 178 190x190mm  
290x290mm



MN 179 290x290mm  
400x400mm



MN 180 300x400mm  
400x600mm



MN 181 300x400mm  
400x600mm



MN 182 300x400mm  
400x600mm  
600x900mm



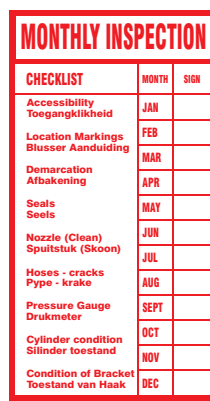
MN 183 300x200mm  
450x300mm  
600x400mm



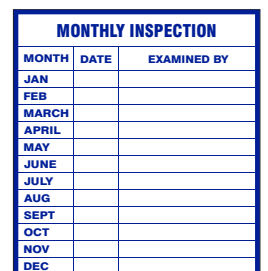
MN 184 300x200mm  
450x300mm  
600x400mm



MN 185 300x200mm  
450x300mm  
600x400mm



MN 186 STICKER  
120x70mm



MN 187 STICKER  
120x110mm

# MINING SIGNS - A-FRAME



AF 1



AF 2



AF 3



AF 4



AF 5



AF 6



AF 7



AF 8



AF 9



AF 10



AF 11



AF 12

Steel A-frame stands  
Single or double-sided  
800x800mm



# GENERAL MINING SIGNS



MN 188 290x290mm  
400x400mm  
600x600mm



MN 189 400x400mm  
600x600mm  
800x800mm



MN 190 290x290mm  
400x400mm  
600x600mm



MN 191 400x400mm  
600x600mm  
800x800mm



MN 192 300x400mm  
400x600mm



MN 193 300x400mm  
400x600mm



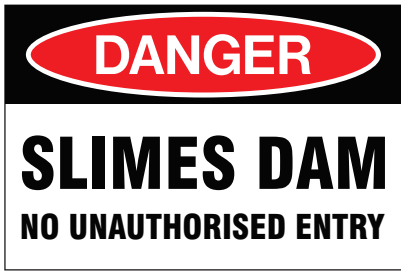
MN 194 400x600mm  
600x900mm  
800x1200mm



MN 195 300x400mm  
400x600mm



MN 196 300x400mm  
400x600mm



MN 197 300x400mm  
400x600mm

**RESCUE PROCEDURES IN CASE OF DROWNING**

**YOU MUST:**

- ALWAYS WEAR A BUOYANCY VEST / LIFE SAVING FLOTATION DEVICE BEFORE WORKING ON OR AROUND DAMS AND WATER STORAGE.
- NEVER WORK ALONE - THERE MUST ALWAYS BE A PERSON WHO CAN INSTIGATE AN EMERGENCY RESPONSE SHOULD YOU FALL INTO THE WATER.
- NOTIFY A RESPONSIBLE PERSON OF YOUR INTENTION TO WORK ON OR NEAR A DAM OR WATER STORAGE.
- NEVER ENTER OR PERMIT ANOTHER PERSON TO ENTER AN ACCUMULATION OF WATER IN THE WORKINGS OF A MINE OTHER THAN AN ACCUMULATION KNOWN TO BE INSIGNIFICANT UNLESS THE PERSON IS SECURED BY A LIFE LINE OR WEARS A LIFE BELT OR LIFE JACKET.

**FIRST AID TREATMENT IN CASE OF DROWNING ACCIDENTS**

**EMERGENCY NUMBERS** EMERGENCY: 072 835 9791 SAFETY DEPT.:

MN 198 1000x1000mm  
1200x1200mm

**SIDING**

**741515**

PERMIT NO: SP 0352 NT

MN 199 400x400mm  
600x600mm

**CAUTION**

NO VEHICLES BEYOND THIS POINT WITHOUT THE NECESSARY **RED FLAG** ATTACHED TO THE VEHICLE. ACTION WILL BE TAKEN AGAINST PERPETRATORS.

MN 200 400x600mm  
600x900mm



MN 201 900 mm



Substrate:  
0.8mm Chromadek  
0.9mm ABS  
3.0mm Correx

sales@madavesigns.com  
www.madavesigns.com

# GENERAL MINING SIGNS



MN 202 300x400mm  
400x600mm



MN 203 300x400mm  
400x600mm



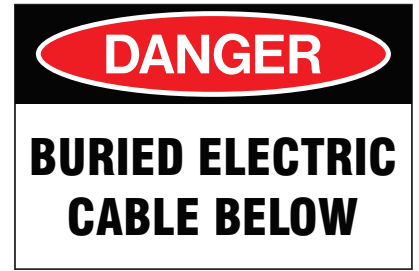
MN 204 300x400mm  
400x600mm



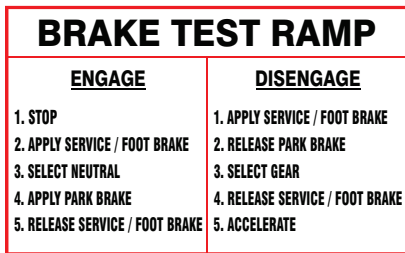
MN 205 300x400mm  
400x600mm



MN 206 300x400mm  
400x600mm



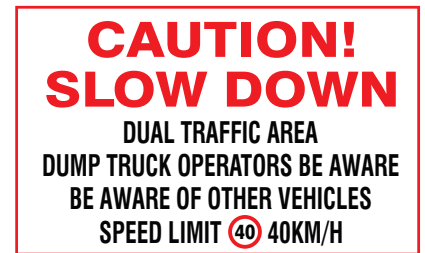
MN 207 300x400mm  
400x600mm



MN 208 600x900mm  
800x1200mm  
1000x1500mm



MN 209 600x900mm  
800x1200mm  
1000x1500mm



MN 210 600x900mm  
800x1200mm  
1000x1500mm



MN 211 600x900mm  
800x1200mm  
1000x1500mm



MN 212 600x900mm  
800x1200mm  
1000x1500mm



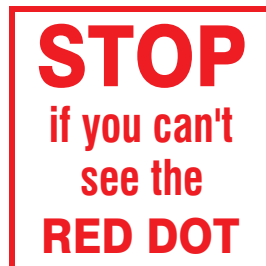
MN 213 600x900mm  
800x1200mm  
1000x1500mm




MN 214 800x800mm  
1200x1200mm



MN 215 800x800mm  
1200x1200mm



MN 216 600x600mm  
800x800mm



MN 217 600x600mm  
800x800mm



MN 218 600x600mm  
800x800mm

# GENERAL MINING SIGNS

**CONFINED SPACES**  
DMS SILO

Hazardous tasks are tasks not part of the normal maintenance and production activities that pose a high risk to the person performing the task (SPI LP-EN-009)

**Training Requirements**

- Apply risk mitigation
- Special work permit is required
- Competent and authorised personnel
- Full use of PPE and testing of atmosphere
- Emergency response plans are in place
- No work done alone (use buddy-system)

MN 219 400x600mm  
600x900mm

**CONFINED SPACES**  
JIG CHAMBER

Hazardous tasks are tasks not part of the normal maintenance and production activities that pose a high risk to the person performing the task (SPI LP-EN-009)

**Training Requirements**

- Apply risk mitigation
- Special work permit is required
- Competent and authorised personnel
- Full use of PPE and testing of atmosphere
- Emergency response plans are in place
- No work done alone (use buddy-system)

MN 220 400x600mm  
600x900mm

**CONFINED SPACES**  
EFFLUENT PUMP SUCTION PIPE

Hazardous tasks are tasks not part of the normal maintenance and production activities that pose a high risk to the person performing the task (SPI LP-EN-009)

**Training Requirements**

- Apply risk mitigation
- Special work permit is required
- Competent and authorised personnel
- Full use of PPE and testing of atmosphere
- Emergency response plans are in place
- No work done alone (use buddy-system)

MN 221 400x600mm  
600x900mm

**LOCK OUT  
BELT BEFORE  
YOU REMOVE  
THIS GUARD**

MN 222 190x190mm  
290x290mm  
400x400mm

**HAVE YOU LOCKED  
OUT?  
DID YOU FOLLOW THE  
CORRECT LOCK OUT  
PROCEDURE?  
IF NOT, DO IT NOW!**

MN 223 190x190mm  
290x290mm  
400x400mm



MN 224 190x190mm  
290x290mm  
400x400mm

**DID YOU  
LOCK OUT?**

MN 225 190x190mm  
290x290mm  
400x400mm

**DID YOU  
LOCK IN?**

MN 226 190x190mm  
290x290mm  
400x400mm

**PROHIBITED  
OPERATION OF  
VALVES/PUMPS**

PERMISSION TO BE  
OBTAINED FROM  
MAINTENANCE FOREMAN

MN 227 190x190mm  
290x290mm  
400x400mm

**SCRAP METAL  
ONLY  
SKROOTMETAAL  
ALLEENLIK  
INSIMBI YE'  
SCRAP KUPHELA**

MN 228 290x290mm  
400x400mm

**DO NOT  
SWITCH ON.  
MEN WORKING  
ON MACHINERY.**

NAME:  
NAAM:

MN 229  
Magnets 100x100mm  
200x200mm



MN 230  
Magnets 100x100mm  
200x200mm



MN 231  
Magnets 100x100mm  
200x200mm

MINE REGISTRATIONS  
DIAMOND GRADE YELLOW/LIME  
BLACK LETTERING ON MAGNET



MN 232 250x750mm x1



MN 233 300x400mm x2



MN 234 300x300mm x1

**PROTECT OUR  
ENVIRONMENT  
PLEASE**

DO NOT DUMP ANY WASTE,  
SPILLAGE OR OTHER  
MATERIALS ON THIS SIDE  
OF THE ROAD

MN 235 400x400mm  
600x600mm

**PROTECT OUR  
ENVIRONMENT  
PLEASE**

CLEAN UP ANY SPILLS  
DO NOT WASTE DIESEL  
DO NOT OVERFILL

MN 236 400x400mm  
600x600mm

**REHABILITATION  
REHABILITATED  
AREA**

NO MINING ACTIVITIES  
ALLOWED

MN 237 400x400mm  
600x600mm

**REHABILITATION  
TOPSOIL AREA**

DO NOT HANDLE  
WITHOUT  
PERMISSION

MN 238 400x400mm  
600x600mm

# GENERAL MINING SIGNS



MN 239

400x600mm  
600x900mm  
800x1200mm



MN 240

400x600mm  
600x900mm  
800x1200mm



MN 241

400x600mm  
600x900mm  
800x1200mm



MN 242

400x400mm  
600x600mm  
800x800mm



MN 243

400x400mm  
600x600mm  
800x800mm




MN 244

400x400mm  
600x600mm  
800x800mm



MN 245

400x400mm  
600x600mm  
800x800mm



MN 246

600x900mm  
800x1200mm



MN 247

600x900mm  
800x1200mm



MN 248

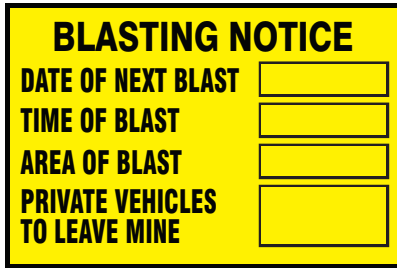
600x400mm  
900x600mm  
1200x800mm



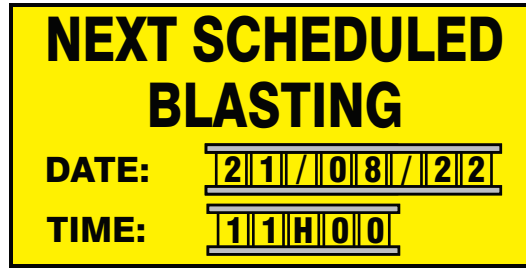
MN 249

600x600mm

# MINING SIGNS - BLASTING



BL 1 600x900mm  
800x1200mm  
1200x1800mm



BL 2 1225x2450mm



BL 3 600x400mm  
900x600mm  
1200x800mm



BL 4 1225x2000mm



BL 5 400x400mm  
600x600mm



BL 6 400x400mm  
600x600mm



BL 7 290x290mm  
400x400mm



BL 8 290x290mm  
400x400mm



BL 9 400x600mm  
600x900mm  
800x1200mm



BL 10 290x290mm  
400x400mm



BL 11 100x450mm



BL 12 100x450mm





**CONTACT INFORMATION:**

Tel: 031 569 4975

Whatsapp: +27 73 569 5482

Email: [sales@madavesigns.com](mailto:sales@madavesigns.com)

**ADDRESS:**

Unit 13/14,

3 Sasswood Road,

Glen Anil, KZN, 4051, South Africa

---