

SAFETY CATALOGUE 2019

ALL TYPES OF SIGNS



SIGNS AVAILABLE IN THE FFG SIZES 150X150 - 190X190 - 290X290 - 440X440 - 880X880

FIRE

F1



No Open Flame

190 x 190 mm
290 x 290 mm
400 x 400 mm

F2



No Smoking

190 x 190 mm
290 x 290 mm
400 x 400 mm

F3



Hydrogen

290 x 290 mm
400 x 400 mm

F4



Fire Control Area

290 x 290 mm
400 x 400 mm

F5



Flammable Liquids

190 x 190 mm
290 x 290 mm
400 x 400 mm

F6



Fire Escape

290 x 290 mm
400 x 400 mm

F7



Emergency Exit

290 x 290 mm
400 x 400 mm


F8



Emergency Alarm

290 x 290 mm
400 x 400 mm

F9



Flammable Gas

290 x 290 mm
400 x 400 mm

F10



Flammable Liquids

290 x 290 mm
400 x 400 mm

F11



No Unauthorized Entry

450 x 300 mm
600 x 400 mm

F12



Exit

450 x 300 mm
600 x 400 mm

F13



Exit Left

450 x 300 mm
600 x 400 mm

F14



Exit Right

450 x 300 mm
600 x 400 mm

F15



Exit Ahead

450 x 300 mm
600 x 400 mm

F16



Entrance

450 x 300 mm
600 x 400 mm

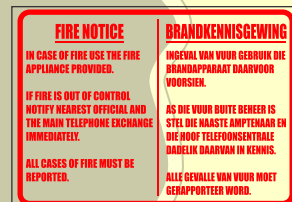
F17



In Case Of Fire

450 x 300 mm
600 x 400 mm

F18



Fire Notice

450 x 300 mm
600 x 400 mm

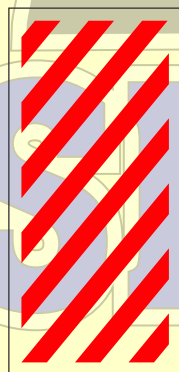
F19



Fire Alarm Chevron

300 x 200 mm

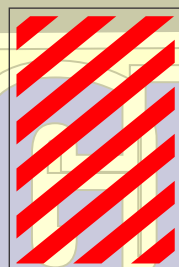
F20



Fire Chevron

840 x 420 mm


F21



Fire Chevron

600 x 420 mm

F22



Fire Hydrant Checklist

Sticker
170 x 90 mm

FIRE

F 23



Fire Fighting Equipment

150 x 150 mm
190 x 190 mm
290 x 290 mm
440 x 440 mm

F 24



Fire Extinguisher

150 x 150 mm
190 x 190 mm
290 x 290 mm
440 x 440 mm

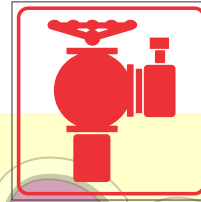
F 25



Fire Hose

150 x 150 mm
190 x 190 mm
290 x 290 mm
440 x 440 mm

F 26



Fire Hydrant

150 x 150 mm
190 x 190 mm
290 x 290 mm
440 x 440 mm


F 27



Fire Alarm

150 x 150 mm
190 x 190 mm
290 x 290 mm
440 x 440 mm

F 28



Sprinkler Stop Valve

150 x 150 mm
190 x 190 mm
290 x 290 mm
440 x 440 mm

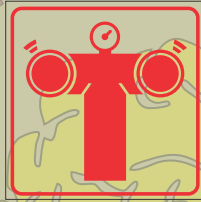
F 29



Fire Telephone

150 x 150 mm
190 x 190 mm
290 x 290 mm
440 x 440 mm

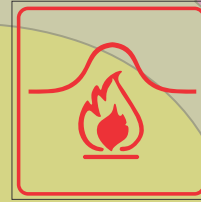
F 30



Fire Pump Connection

150 x 150 mm
190 x 190 mm
290 x 290 mm
440 x 440 mm

F 31



Location Of Fire Blanket

150 x 150 mm
190 x 190 mm
290 x 290 mm
440 x 440 mm

F 32



Fire Marshal

150 x 150 mm
190 x 190 mm
290 x 290 mm
440 x 440 mm

ALL TYPES OF

SIGNS

FIRE LUMINOUS

FL 1



150 x 150 mm

FL 2




150 x 150 mm

FL 3




150 x 150 mm

FL 4



150 x 150 mm

FL 5




150 x 150 mm

FL 6




150 x 150 mm

FL 7



300 x 150 mm

FL 8




150 x 150 mm

FL 9




150 x 150 mm

FL 10



150 x 150 mm

FL 11



150 x 150 mm

FL 12



150 x 150 mm

FL 13



150 x 150 mm

FL 14



150 x 150 mm

FL 15



150 x 150 mm

FL 16




300 x 150 mm

FL 17




300 x 150 mm

FL 18



300 x 150 mm

FL 19



300 x 150 mm

FL 20



300 x 150 mm

FL 21



300 x 150 mm

FL 22



300 x 150 mm


FL 23



300 x 150 mm


FIRE LUMINOUS

FL 24




450 x 150 mm

FL 25




450 x 150 mm

FL 26



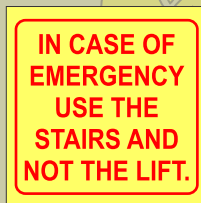
450 x 150 mm

FL 27




450 x 150 mm

FL 28



150 x 150 mm

FL 29



150 x 150 mm

FL 30

FLOOR NUMBERS FOR STAIRWELLS



150 x 150 mm



150 x 150 mm



150 x 150 mm



150 x 150 mm



150 x 150 mm



150 x 150 mm

FL 31



300 x 150 mm

FL 32



300 x 150 mm

FL 33



300 x 150 mm

FL 34



290 x 290 mm

FL 35



290 x 290 mm

FL 36



290 x 290 mm


FL 37



290 x 290 mm


FIRE LUMINOUS

FL 38



290 x 290 mm

FL 39




290 x 290 mm

FL 40




290 x 290 mm

FL 41



290 x 290 mm

FL 42



290 x 290 mm

FL 43



290 x 290 mm

FL 44



290 x 290 mm

FL 45



290 x 290 mm

FL 46



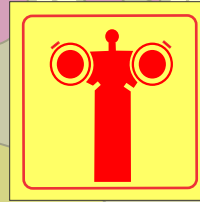
290 x 290 mm

FL 47



290 x 290 mm

FL 48



290 x 290 mm

FL 49



290 x 290 mm

FL 50



290 x 290 mm

FL 51



290 x 290 mm

FL 52



290 x 290 mm

FL 53



600 x 150 mm

FL 54



600 x 150 mm

FL 55



600 x 150 mm

FL 56



450 x 150 mm

FL 57



450 x 150 mm

FL 58



450 x 150 mm

FL 59



450 x 150 mm

FL 60



450 x 150 mm

FL 61



450 x 150 mm

FIRE LUMINOUS

FL 62



450 x 150 mm

FL 63



450 x 150 mm

FL 64



450 x 150 mm

FL 65



300 x 150 mm

FL 66



300 x 150 mm

FL 67




300 x 150 mm

FL 68



300 x 150 mm

FL 69



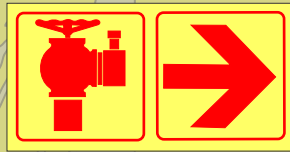
300 x 150 mm

FL 70



300 x 150 mm

FL 71



300 x 150 mm

FL 72



300 x 150 mm

FL 73



300 x 150 mm

FL 74



300 x 150 mm

FL 75



450 x 150 mm

FL 76



600 x 300 mm

FL 77

IN AN EMERGENCY
BREAK GLASS
AND USE PHONE

200 x 400 mm

FL 78

EMERGENCY
EXIT ONLY

200 x 400 mm

FL 79

SMOKE CONTROL
DOORS,
KEEP CLOSED

200 x 400 mm

FL 80

IN AN EMERGENCY
BREAK GLASS FOR
EXIT KEY

200 x 400 mm

FL 81

IN THE EVENT OF FIRE,
BREAK GLASS AND
ACTIVATE ALARM

200 x 400 mm

FL 82

FIRE EXIT
KEEP CLEAR

200 x 400 mm

FL 83

IN THE EVENT OF
FIRE, EXIT DOWN THE
STAIRWAY, DO
NOT USE THE LIFTS

200 x 400 mm

FL 84

DANGER
FLAMMABLE
LIQUIDS
NO SMOKING

200 x 400 mm

FL 85

FIREMAN'S
LIFT

200 x 400 mm

GENERAL INFORMATION

GA 1



First Aid Equipment

150 x 150 mm
190 x 190 mm
290 x 290 mm
440 x 440 mm

GA 2



General Direction

150 x 150 mm
190 x 190 mm
290 x 290 mm
440 x 440 mm

GA 3



Escape Route Left

150 x 150 mm
190 x 190 mm
290 x 290 mm
440 x 440 mm

GA 4



Escape Route Right

150 x 150 mm
190 x 190 mm
290 x 290 mm
440 x 440 mm

GA 5



Manned First Aid Station

150 x 150 mm
190 x 190 mm
290 x 290 mm
440 x 440 mm

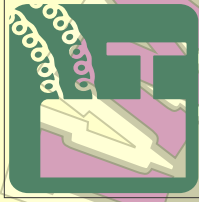
GA 6



Drinking Water

150 x 150 mm
190 x 190 mm
290 x 290 mm
440 x 440 mm

GA 7



Blasting Point

150 x 150 mm
190 x 190 mm
290 x 290 mm
440 x 440 mm


GA 8



Traveling Way

150 x 150 mm
190 x 190 mm
290 x 290 mm
440 x 440 mm


GA 9



Refueling point

150 x 150 mm
190 x 190 mm
290 x 290 mm
440 x 440 mm

GA 10



Ladies Toilet

150 x 150 mm
190 x 190 mm
290 x 290 mm
440 x 440 mm

GA 11



Gents Toilet

150 x 150 mm
190 x 190 mm
290 x 290 mm
440 x 440 mm


GA 12



Refuge Chamber

150 x 150 mm
190 x 190 mm
290 x 290 mm
440 x 440 mm

GA 13



Telephone

150 x 150 mm
190 x 190 mm
290 x 290 mm
440 x 440 mm

GA 14



Waiting Area

150 x 150 mm
190 x 190 mm
290 x 290 mm
440 x 440 mm

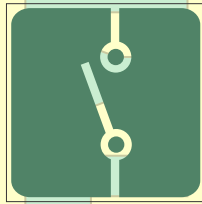
GA 15



Emergency Telephone

150 x 150 mm
190 x 190 mm
290 x 290 mm
440 x 440 mm

GA 16



Electric Isolator Switch

150 x 150 mm
190 x 190 mm
290 x 290 mm
440 x 440 mm

GA 17



Stairs Going Down

150 x 150 mm
190 x 190 mm
290 x 290 mm
440 x 440 mm

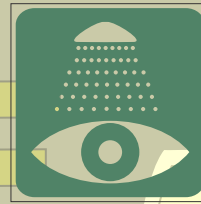
GA 18



Stairs Going Up

150 x 150 mm
190 x 190 mm
290 x 290 mm
440 x 440 mm

GA 19



Eye-wash Bay

150 x 150 mm
190 x 190 mm
290 x 290 mm
440 x 440 mm

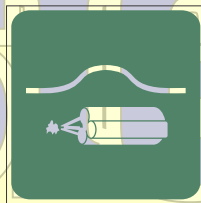
GA 20



Safety Shower

150 x 150 mm
190 x 190 mm
290 x 290 mm
440 x 440 mm

GA 21



Location of Bomb Bag

150 x 150 mm
190 x 190 mm
290 x 290 mm
440 x 440 mm

GENERAL INFORMATION

IN 1

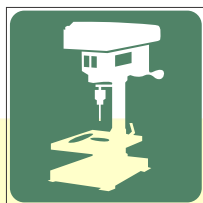


GRINDER

Grinder

190 x 190 mm
290 x 290 mm

IN 2



Bench Drill

190 x 190 mm
290 x 290 mm

IN 3



Arc Welder

190 x 190 mm
290 x 290 mm

IN 4



DRINKING WATER

Drinking Water

190 x 190 mm
290 x 290 mm

IN 5



Hand Wash

190 x 190 mm
290 x 290 mm

IN 6



EMERGENCY ASSEMBLY POINT

Emergency Assembly Point

600 x 600 mm

IN 7



Dressing Room

190 x 190 mm
290 x 290 mm

IN 8



First Aid Controller

190 x 190 mm
290 x 290 mm

IN 9



Safety Controller

190 x 190 mm
290 x 290 mm

IN 10



Safety Controller

Sticker
200 x 100 mm

IN 11



Area Of Responsibility

190 x 190 mm
290 x 290 mm

IN 12



Gebied Vir Verantwoordelikheid

190 x 190 mm
290 x 290 mm

IN 13



No Deliveries After

290 x 290 mm
400 x 400 mm

IN 14



Deliveries Left

400 x 400 mm
600 x 600 mm

IN 15



Deliveries Right

400 x 400 mm
600 x 600 mm

IN 16



Visitors Parking

400 x 400 mm
600 x 600 mm

IN 17



Waste

290 x 290 mm
400 x 400 mm
600 x 600 mm

IN 18



Check Point

600 x 400 mm

IN 19



Reception & Office Left

600 x 400 mm

IN 20



Reception & Office Right

600 x 400 mm

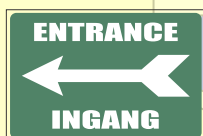
IN 21



Keep Closed

600 x 400 mm

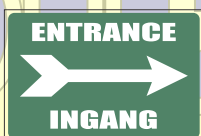
IN 22



Entrance Left

600 x 400 mm

IN 23



Entrance Right

600 x 400 mm

IN 24



Exit Left

600 x 400 mm

IN 25



Exit Right

600 x 400 mm

INFORMATIVE

GENERAL INFORMATION

IN 26



Eating Area

290 x 290 mm
400 x 400 mm

IN 27



Tools

290 x 290 mm
400 x 400 mm

IN 28



Refreshments

290 x 290 mm
400 x 400 mm

IN 29



Refreshments

290 x 290 mm
400 x 400 mm

IN 30



Safe Walkway

290 x 290 mm
400 x 400 mm

IN 31



Sickbay

290 x 290 mm
400 x 400 mm

IN 32



Stretcher

290 x 290 mm
400 x 400 mm

IN 33



Designated Cooking Area

290 x 290 mm
400 x 400 mm

H 34



Environmental Friendly Area

290 x 290 mm
400 x 400 mm

IN 35



Assembly Area

290 x 290 mm
400 x 400 mm

IN 36



Camping Area

290 x 290 mm
400 x 400 mm

IN 37



Housing Area

290 x 290 mm
400 x 400 mm

IN 38



Eating Area

290 x 290 mm
400 x 400 mm

IN 39



Information Centre

290 x 290 mm
400 x 400 mm

IN 40



Benches

290 x 290 mm
400 x 400 mm

IN 41



Wheelchair Access

290 x 290 mm
400 x 400 mm

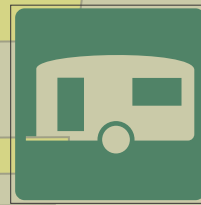
IN 42



Parking Area

290 x 290 mm
400 x 400 mm

IN 43



Caravan Site

290 x 290 mm
400 x 400 mm

ALL TYP

SIGNS

GENERAL INFORMATION

IN 44



Horse Riding

290 x 290 mm
400 x 400 mm

IN 45



Motor Cycling

290 x 290 mm
400 x 400 mm

IN 46



Cycling

290 x 290 mm
400 x 400 mm

IN 47



Off Road

290 x 290 mm
400 x 400 mm

IN 48



Hiking

290 x 290 mm
400 x 400 mm

IN 49



Playground

290 x 290 mm
400 x 400 mm

IN 50



Theater

290 x 290 mm
400 x 400 mm

IN 51



Firing Range

290 x 290 mm
400 x 400 mm

IN 52



Look Out Point

290 x 290 mm
400 x 400 mm

IN 53



Climbing

290 x 290 mm
400 x 400 mm

IN 54



Rock Climbing

290 x 290 mm
400 x 400 mm

IN 55



Exploring

290 x 290 mm
400 x 400 mm

IN 56



Night Trails

290 x 290 mm
400 x 400 mm

IN 57



A.T.V. Trails

290 x 290 mm
400 x 400 mm

IN 58



Baseball

290 x 290 mm
400 x 400 mm

IN 59



Fitness

290 x 290 mm
400 x 400 mm

IN 60



Skate Boarding

290 x 290 mm
400 x 400 mm

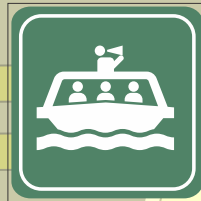
IN 61



Inline Scatting

290 x 290 mm
400 x 400 mm

IN 62



Boat Cruise

290 x 290 mm
400 x 400 mm

IN 63



Anchor Point

290 x 290 mm
400 x 400 mm

IN 64



Boat Launch

290 x 290 mm
400 x 400 mm

IN 65



Boating

290 x 290 mm
400 x 400 mm

IN 66



Rowing

290 x 290 mm
400 x 400 mm

IN 67



Water Skiing

290 x 290 mm
400 x 400 mm

IN 68



Surfing

290 x 290 mm
400 x 400 mm

GENERAL INFORMATION

IN 69



Swimming

290 x 290 mm
400 x 400 mm

IN 70



Scuba Diving

290 x 290 mm
400 x 400 mm


IN 71



Diving

290 x 290 mm
400 x 400 mm

IN 72



Fishing

290 x 290 mm
400 x 400 mm

IN 73



Canoeing

290 x 290 mm
400 x 400 mm

IN 74



Beach

290 x 290 mm
400 x 400 mm

IN 75



Surf Fishing

290 x 290 mm
400 x 400 mm

IN 76



Fish Cleaning

290 x 290 mm
400 x 400 mm

IN 77



Safety Jacket

290 x 290 mm
400 x 400 mm

IN 78



Seals

290 x 290 mm
400 x 400 mm

IN 79



Whales

290 x 290 mm
400 x 400 mm

IN 80



Wind Surfing

290 x 290 mm
400 x 400 mm

IN 81



Sailing

290 x 290 mm
400 x 400 mm

IN 82



Washing

290 x 290 mm
400 x 400 mm

IN 83



Supplies

290 x 290 mm
400 x 400 mm

IN 84



Post Office

290 x 290 mm
400 x 400 mm

IN 85



Service Station

290 x 290 mm
400 x 400 mm

IN 86



Airport

290 x 290 mm
400 x 400 mm

IN 87



Safety Lockers

290 x 290 mm
400 x 400 mm

IN 88



Fuel

290 x 290 mm
400 x 400 mm

IN 89



Ferry

290 x 290 mm
400 x 400 mm


IN 90



Showers

290 x 290 mm
400 x 400 mm

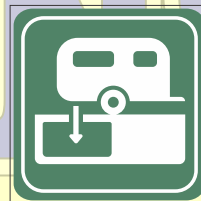
IN 91



Covered Picnic Area

290 x 290 mm
400 x 400 mm

IN 92



Powered Campsite

290 x 290 mm
400 x 400 mm

IN 93



Cover

290 x 290 mm
400 x 400 mm

GENERAL INFORMATION

IN 94



Picnic

290 x 290 mm
400 x 400 mm


IN 95



Kennels

290 x 290 mm
400 x 400 mm


IN 96



Cable Car

290 x 290 mm
400 x 400 mm

IN 97



Stables

290 x 290 mm
400 x 400 mm

IN 98



Laundry

290 x 290 mm
400 x 400 mm

IN 99



Refuse

290 x 290 mm
400 x 400 mm

IN 100



Refuse Collection

290 x 290 mm
400 x 400 mm

IN 101



Theatre

290 x 290 mm
400 x 400 mm

IN 102



Library

290 x 290 mm
400 x 400 mm

IN 103



Fire Wood

290 x 290 mm
400 x 400 mm

IN 104



Firing Range

290 x 290 mm
400 x 400 mm

IN 105



Vehicles

290 x 290 mm
400 x 400 mm

IN 106



Trucks

290 x 290 mm
400 x 400 mm

IN 107



Tunnel

290 x 290 mm
400 x 400 mm

IN 108



Fire Post

290 x 290 mm
400 x 400 mm

IN 109



Light House

290 x 290 mm
400 x 400 mm

IN 110



Falling Rocks

290 x 290 mm
400 x 400 mm

IN 111



Dam

290 x 290 mm
400 x 400 mm

IN 112



Zebra Crossing

290 x 290 mm
400 x 400 mm

IN 113



Doggy Park

290 x 290 mm
400 x 400 mm

IN 114



Bus Route

290 x 290 mm
400 x 400 mm

IN 115



Viewing Point

290 x 290 mm
400 x 400 mm

IN 116



Braai Area

290 x 290 mm
400 x 400 mm

IN 117



Fire Fighting Equipment

290 x 290 mm
400 x 400 mm

IN 118



Snakes

290 x 290 mm
400 x 400 mm

GENERAL INFORMATION

IN 119



Wine

290 x 290 mm
400 x 400 mm

IN 120



Kiosk

290 x 290 mm
400 x 400 mm

IN 121



Take Away

290 x 290 mm
400 x 400 mm

IN 122



Radio

290 x 290 mm
400 x 400 mm

IN 123



Stroller

290 x 290 mm
400 x 400 mm

IN 124



Accommodation

290 x 290 mm
400 x 400 mm

IN 125



Restaurant

290 x 290 mm
400 x 400 mm

IN 126



Men Toilets

290 x 290 mm
400 x 400 mm


IN 127



Toilets

290 x 290 mm
400 x 400 mm

IN 128



Toilets Woman

290 x 290 mm
400 x 400 mm

IN 129



R.V.

290 x 290 mm
400 x 400 mm

IN 130



Accommodation Chalet

290 x 290 mm
400 x 400 mm

IN 131



Accommodations Tent

290 x 290 mm
400 x 400 mm

IN 132




Caravan

290 x 290 mm
400 x 400 mm

SIGNS

MANDATORY

MV 1



Eye Protection

150 x 150 mm
190 x 190 mm
290 x 290 mm
440 x 440 mm


MV 2



Respiratory Protection

150 x 150 mm
190 x 190 mm
290 x 290 mm
440 x 440 mm

MV 3



Head Protection

150 x 150 mm
190 x 190 mm
290 x 290 mm
440 x 440 mm

MV 4



Hearing Protection

150 x 150 mm
190 x 190 mm
290 x 290 mm
440 x 440 mm

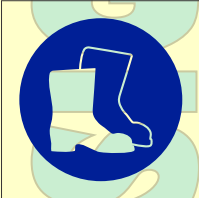
MV 5



Hand Protection

150 x 150 mm
190 x 190 mm
290 x 290 mm
440 x 440 mm

MV 6



Foot and Leg Protection

150 x 150 mm
190 x 190 mm
290 x 290 mm
440 x 440 mm


MV 7



Foot Protection

150 x 150 mm
190 x 190 mm
290 x 290 mm
440 x 440 mm

MV 8



Lifelines

150 x 150 mm
190 x 190 mm
290 x 290 mm
440 x 440 mm


MV 9



Apron

150 x 150 mm
190 x 190 mm
290 x 290 mm
440 x 440 mm

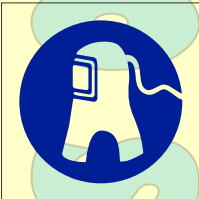
MV 10



Face Protection

150 x 150 mm
190 x 190 mm
290 x 290 mm
440 x 440 mm

MV 11



Air-supplied Hood

150 x 150 mm
190 x 190 mm
290 x 290 mm
440 x 440 mm

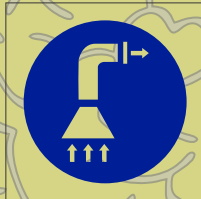
MV 12



Dust Mask

150 x 150 mm
190 x 190 mm
290 x 290 mm
440 x 440 mm

MV 13



Air Extraction

150 x 150 mm
190 x 190 mm
290 x 290 mm
440 x 440 mm

MV 14



Keep Area Clean

150 x 150 mm
190 x 190 mm
290 x 290 mm
440 x 440 mm

MV 15



Screening

150 x 150 mm
190 x 190 mm
290 x 290 mm
440 x 440 mm

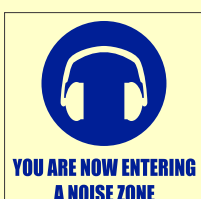
MV 16



Safety Cage

150 x 150 mm
190 x 190 mm
290 x 290 mm
440 x 440 mm

MV 17

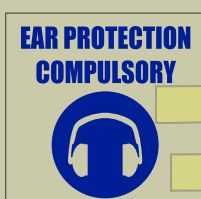


**YOU ARE NOW ENTERING
A NOISE ZONE**

Noise Zone

290 x 290 mm
400 x 400 mm

MV 18



**EAR PROTECTION
COMPULSORY**

Ear Protection Compulsory

290 x 290 mm
400 x 400 mm

MV 19



**WARNING
PROTECTIVE CLOTHING
MUST BE WORN**

Wear Protective Clothing

290 x 290 mm
400 x 400 mm

MV 20



**PROTECTIVE
CLOTHING**

**OVERALL
BOOTS
GOGGLES
GLOVES
APRON**

Protective Clothing Listed

290 x 290 mm
400 x 400 mm

MV 21



Wear Safety Harness

290 x 290 mm
400 x 400 mm

MV 22



**PLEASE WASH
YOUR HANDS**

190 x 190 mm
290 x 290 mm
400 x 400 mm

MV 23



- Hands must be washed thoroughly before and after food consumption.
- Hands must be washed after a visit to the rest rooms.
- Hands must be washed after the use of chemicals and fertilizers.

Hand Wash Rules

190 x 190 mm
290 x 290 mm
400 x 400 mm

MV 24



SAFETY HAT AREA

**VEILIGHEIDSHELM
GEBIED**

Safety Hat Area

400 x 400 mm
600 x 600 mm

MV 25



**TREATMENT FOR BATTERY ACID IN EYES
RINSE EYES IMMEDIATELY
WITH RUNNING WATER**

**LO TRITMENTE KALO BETRI ESIT YENA
NGEHE KALO HELLLO GESA MASUYA
LOMERLO KALO MANZI YENA MAMPRA**

Eye Wash Instructions

290 x 290 mm
400 x 400 mm

PROHIBITIVE

PV 1



No Smoking

150 x 150 mm
190 x 190 mm
290 x 290 mm
440 x 440 mm

PV 2



No Open Flames

150 x 150 mm
190 x 190 mm
290 x 290 mm
440 x 440 mm

PV 3



Thoroughfare Prohibited

150 x 150 mm
190 x 190 mm
290 x 290 mm
440 x 440 mm

PV 4



Water As Extinguishing

150 x 150 mm
190 x 190 mm
290 x 290 mm
440 x 440 mm


PV 5



No Drinking Water

150 x 150 mm
190 x 190 mm
290 x 290 mm
440 x 440 mm

PV 6



No Entry

150 x 150 mm
190 x 190 mm
290 x 290 mm
440 x 440 mm

PV 7



No Cycling

150 x 150 mm
190 x 190 mm
290 x 290 mm
440 x 440 mm

PV 8



No Carrying

150 x 150 mm
190 x 190 mm
290 x 290 mm
440 x 440 mm

PV 9



No Hand Trammig

150 x 150 mm
190 x 190 mm
290 x 290 mm
440 x 440 mm

PV 10



No Forklifts

150 x 150 mm
190 x 190 mm
290 x 290 mm
440 x 440 mm

PV 11



No Air Dusting

150 x 150 mm
190 x 190 mm
290 x 290 mm
440 x 440 mm

PV 12



No Loose Clothing

150 x 150 mm
190 x 190 mm
290 x 290 mm
440 x 440 mm

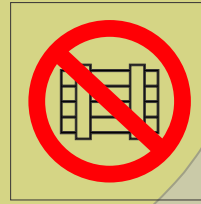
PV 13



No Dumping

150 x 150 mm
190 x 190 mm
290 x 290 mm
440 x 440 mm

PV 14



Do Not Obstruct

150 x 150 mm
190 x 190 mm
290 x 290 mm
440 x 440 mm

PV 15



No Heavy Vehicles

150 x 150 mm
190 x 190 mm
290 x 290 mm
440 x 440 mm

PV 16



No Vehicles

150 x 150 mm
190 x 190 mm
290 x 290 mm
440 x 440 mm

PV 17



No Locomotives

150 x 150 mm
190 x 190 mm
290 x 290 mm
440 x 440 mm

PV 18



No Helmets

150 x 150 mm
190 x 190 mm
290 x 290 mm
440 x 440 mm

PV 19



No Firearms

150 x 150 mm
190 x 190 mm
290 x 290 mm
440 x 440 mm

PV 20



No Dogs

150 x 150 mm
190 x 190 mm
290 x 290 mm
440 x 440 mm

PV 21



No Cameras

150 x 150 mm
190 x 190 mm
290 x 290 mm
440 x 440 mm

PV 22



No Food

150 x 150 mm
190 x 190 mm
290 x 290 mm
440 x 440 mm

PV 23



No Fuel

150 x 150 mm
190 x 190 mm
290 x 290 mm
440 x 440 mm

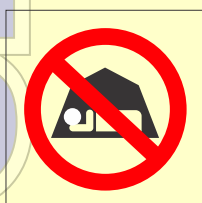
PV 24



No Parking

150 x 150 mm
190 x 190 mm
290 x 290 mm
440 x 440 mm

PV 25



No Camping

150 x 150 mm
190 x 190 mm
290 x 290 mm
440 x 440 mm

PROHIBITIVE

PV 26



No Boat Launching

150 x 150 mm
190 x 190 mm
290 x 290 mm
440 x 440 mm

PV 27



No Boats

150 x 150 mm
190 x 190 mm
290 x 290 mm
440 x 440 mm

PV 28



No Skiing

150 x 150 mm
190 x 190 mm
290 x 290 mm
440 x 440 mm

PV 29



No Horse Riding

150 x 150 mm
190 x 190 mm
290 x 290 mm
440 x 440 mm

PV 30



No Cycling

150 x 150 mm
190 x 190 mm
290 x 290 mm
440 x 440 mm

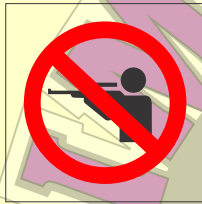
PV 31



No Off Roading

150 x 150 mm
190 x 190 mm
290 x 290 mm
440 x 440 mm

PV 32



No Hunting

150 x 150 mm
190 x 190 mm
290 x 290 mm
440 x 440 mm

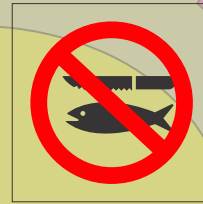
PV 33



No Climbing

150 x 150 mm
190 x 190 mm
290 x 290 mm
440 x 440 mm


PV 34



No Fish Gutting

150 x 150 mm
190 x 190 mm
290 x 290 mm
440 x 440 mm

PV 35



No Quad Biking

150 x 150 mm
190 x 190 mm
290 x 290 mm
440 x 440 mm

PV 36



No Skate Boards

150 x 150 mm
190 x 190 mm
290 x 290 mm
440 x 440 mm

PV 37



No Glass

150 x 150 mm
190 x 190 mm
290 x 290 mm
440 x 440 mm

PV 38



No Fire Wood

150 x 150 mm
190 x 190 mm
290 x 290 mm
440 x 440 mm

PV 39



No Motor Cycling

150 x 150 mm
190 x 190 mm
290 x 290 mm
440 x 440 mm

PV 40



No Smoking

150 x 150 mm
190 x 190 mm
290 x 290 mm
440 x 440 mm

PV 41



No Vehicles

150 x 150 mm
190 x 190 mm
290 x 290 mm
440 x 440 mm

PV 42



No Trucks

150 x 150 mm
190 x 190 mm
290 x 290 mm
440 x 440 mm

PV 43



No Washing

150 x 150 mm
190 x 190 mm
290 x 290 mm
440 x 440 mm

PV 44



No Caravans

150 x 150 mm
190 x 190 mm
290 x 290 mm
440 x 440 mm

PV 45



No Fires

150 x 150 mm
190 x 190 mm
290 x 290 mm
440 x 440 mm

PV 46



No Picnic

150 x 150 mm
190 x 190 mm
290 x 290 mm
440 x 440 mm

PV 47



No Sliding

150 x 150 mm
190 x 190 mm
290 x 290 mm
440 x 440 mm

PV 48



No Surfing

150 x 150 mm
190 x 190 mm
290 x 290 mm
440 x 440 mm

PV 49



No Diving

150 x 150 mm
190 x 190 mm
290 x 290 mm
440 x 440 mm

PV 50




No Swimming

150 x 150 mm
190 x 190 mm
290 x 290 mm
440 x 440 mm

HAZARD

HZ 1



Electric Shock Hazard

150 x 150 mm
190 x 190 mm
290 x 290 mm
440 x 440 mm

HZ 2



Suspended Loads Hazard

150 x 150 mm
190 x 190 mm
290 x 290 mm
440 x 440 mm

HZ 3



Methane Hazard

150 x 150 mm
190 x 190 mm
290 x 290 mm
440 x 440 mm

HZ 4



Fragile Roof

150 x 150 mm
190 x 190 mm
290 x 290 mm
440 x 440 mm


HZ 5



Biological Hazard

150 x 150 mm
190 x 190 mm
290 x 290 mm
440 x 440 mm

HZ 6



Laser Hazard

150 x 150 mm
190 x 190 mm
290 x 290 mm
440 x 440 mm

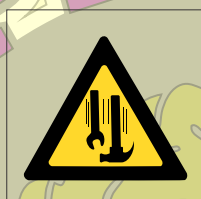
HZ 7



Asbestos Hazard

150 x 150 mm
190 x 190 mm
290 x 290 mm
440 x 440 mm

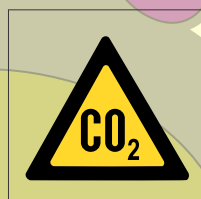
HZ 8



Workers Overhead

150 x 150 mm
190 x 190 mm
290 x 290 mm
440 x 440 mm

HZ 9



Carbon Dioxide Hazard

150 x 150 mm
190 x 190 mm
290 x 290 mm
440 x 440 mm

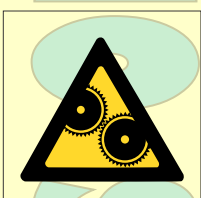
HZ 10



Slippery Walking Surface

150 x 150 mm
190 x 190 mm
290 x 290 mm
440 x 440 mm

HZ 11



Moving Machinery

150 x 150 mm
190 x 190 mm
290 x 290 mm
440 x 440 mm

HZ 12



Cold Burns Hazard

150 x 150 mm
190 x 190 mm
290 x 290 mm
440 x 440 mm

HZ 13



Beware Of Dogs

150 x 150 mm
190 x 190 mm
290 x 290 mm
440 x 440 mm

HZ 14



Beware Of Forklifts

150 x 150 mm
190 x 190 mm
290 x 290 mm
440 x 440 mm

HZ 15



Materials Falling From Conveyor Hazard

150 x 150 mm
190 x 190 mm
290 x 290 mm
440 x 440 mm

HZ 16



Slippery Steps Hazard

150 x 150 mm
190 x 190 mm
290 x 290 mm
440 x 440 mm

HZ 17



Exposed Live High-Voltage Equipment

150 x 150 mm
190 x 190 mm
290 x 290 mm
440 x 440 mm

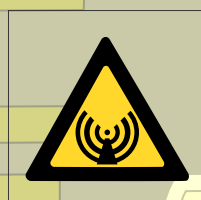
HZ 18



Strong Magnetic Field

150 x 150 mm
190 x 190 mm
290 x 290 mm
440 x 440 mm


HZ 19



Siren

150 x 150 mm
190 x 190 mm
290 x 290 mm
440 x 440 mm

HZ 20



Restricted

150 x 150 mm
190 x 190 mm
290 x 290 mm
440 x 440 mm

HZ 21



Beware Of Obstacles

150 x 150 mm
190 x 190 mm
290 x 290 mm
440 x 440 mm

HZ 22



Mind The Ledge

150 x 150 mm
190 x 190 mm
290 x 290 mm
440 x 440 mm

HZ 23



Hot Work In Progress

150 x 150 mm
190 x 190 mm
290 x 290 mm
440 x 440 mm

HZ 24



Explosives

150 x 150 mm
190 x 190 mm
290 x 290 mm
440 x 440 mm

PROHIBITIVE


PV 51



No Diving

150 x 150 mm
190 x 190 mm
290 x 290 mm
440 x 440 mm

PV 52



No Fishing

150 x 150 mm
190 x 190 mm
290 x 290 mm
440 x 440 mm


PV 53



No Rock Climbing

150 x 150 mm
190 x 190 mm
290 x 290 mm
440 x 440 mm

PV 54



No Exploring

150 x 150 mm
190 x 190 mm
290 x 290 mm
440 x 440 mm

PV 55



No Littering

150 x 150 mm
190 x 190 mm
290 x 290 mm
440 x 440 mm

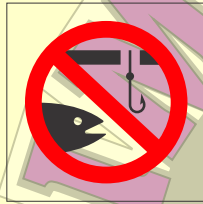
PV 56



No Beach

150 x 150 mm
190 x 190 mm
290 x 290 mm
440 x 440 mm

PV 57



No Fishing

150 x 150 mm
190 x 190 mm
290 x 290 mm
440 x 440 mm

PV 58



No Drinking

150 x 150 mm
190 x 190 mm
290 x 290 mm
440 x 440 mm

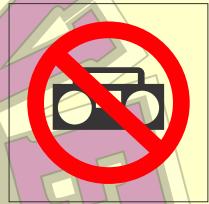
PV 59



No Food

150 x 150 mm
190 x 190 mm
290 x 290 mm
440 x 440 mm

PV 60



No Loud Music

150 x 150 mm
190 x 190 mm
290 x 290 mm
440 x 440 mm

PV 61



No R.V.

150 x 150 mm
190 x 190 mm
290 x 290 mm
440 x 440 mm

PV 62



No Strollers

150 x 150 mm
190 x 190 mm
290 x 290 mm
440 x 440 mm

PV 63



No Crossing

150 x 150 mm
190 x 190 mm
290 x 290 mm
440 x 440 mm

ALL TYPES OF

SIGNS

GAS

G 1

ACETYLENE
FULL

Acetylene Full
150 x 150 mm
190 x 190 mm
290 x 290 mm
440 x 440 mm

G 2

ACETYLENE
EMPTY

Acetylene Empty
150 x 150 mm
190 x 190 mm
290 x 290 mm
440 x 440 mm

G 3

HANDIGAS
FULL

Handigas Full
150 x 150 mm
190 x 190 mm
290 x 290 mm
440 x 440 mm

G 4

HANDIGAS
EMPTY

Handigas Empty
150 x 150 mm
190 x 190 mm
290 x 290 mm
440 x 440 mm

G 5

OXYGEN
FULL

Oxygen Full
150 x 150 mm
190 x 190 mm
290 x 290 mm
440 x 440 mm

G 6

OXYGEN
EMPTY

Oxygen Empty
150 x 150 mm
190 x 190 mm
290 x 290 mm
440 x 440 mm

G 7

CO²
FULL

CO2 Full
150 x 150 mm
190 x 190 mm
290 x 290 mm
440 x 440 mm

G 8

CO²
EMPTY

CO2 Empty
150 x 150 mm
190 x 190 mm
290 x 290 mm
440 x 440 mm

G 9

L.P. GAS
FULL

L.P. Gas Full
150 x 150 mm
190 x 190 mm
290 x 290 mm
440 x 440 mm

G 10

L.P. GAS
EMPTY

L.P. Gas Empty
150 x 150 mm
190 x 190 mm
290 x 290 mm
440 x 440 mm

G 11

AIR OUT

Air Out
150 x 150 mm
190 x 190 mm
290 x 290 mm
440 x 440 mm

G 12

AIR IN

Air In
150 x 150 mm
190 x 190 mm
290 x 290 mm
440 x 440 mm

G 13

GAS DANGER
GEVAAR
INGOZI

GAS Danger
150 x 150 mm
190 x 190 mm
290 x 290 mm
440 x 440 mm

G 14

HOU SILINDERS
VASGEKETING

KEEP CYLINDERS
CHAINED

Keep Cylinders Chained
150 x 150 mm
190 x 190 mm
290 x 290 mm
440 x 440 mm

G 15

DANGER
CAUTION

Do **NOT** enter unless automatic release is isolated
When alarm sounds evacuate hazard area

CO2 Danger
150 x 150 mm
190 x 190 mm
290 x 290 mm
440 x 440 mm

G 16

DANGER
FLAMMABLE LIQUIDS
NO SMOKING
GEVAAR
VLAMBARE VLOEISTOWWE
ROOK VERBOD

Danger Flammable Liquids
150 x 150 mm
190 x 190 mm
290 x 290 mm
440 x 440 mm

G 17

FLAMMABLE STORE
NO UNAUTHORIZED ENTRY

Store capacity _____ liters
Store quantity _____ liters
Responsible person _____
Contact number _____

Flammable Store
150 x 150 mm
190 x 190 mm
290 x 290 mm
440 x 440 mm

G 18

VLAMBARE VLOEISTOP
FLAMMABLE LIQUID

Flammable Gas
150 x 150 mm
190 x 190 mm
290 x 290 mm
440 x 440 mm

G 19

VLAMBARE GAS
FLAMMABLE GAS

Flammable Gas
150 x 150 mm
190 x 190 mm
290 x 290 mm
440 x 440 mm

G 20

DANGER
FLAMMABLE LIQUID

Danger Flammable Liquid
450 x 300 mm
600 x 400 mm

G 21

BATTERY CHARGING
IN PROGRESS

Battery Charging In Progress
150 x 150 mm
190 x 190 mm
290 x 290 mm
440 x 440 mm

G 22

COMPRESSED AIR

Compressed Air
150 x 150 mm
190 x 190 mm
290 x 290 mm
440 x 440 mm

G 23

OXYGEN

Oxygen
150 x 150 mm
190 x 190 mm
290 x 290 mm
440 x 440 mm

G 24

DANGER
COMPRESSED AIR

Danger Compressed Air
150 x 150 mm
190 x 190 mm
290 x 290 mm
440 x 440 mm

G 25

LP GAS
MAIN
SWITCH-OFF
VALVE

LP Gas Main Switch - Off Valve
150 x 150 mm
190 x 190 mm
290 x 290 mm
440 x 440 mm

G 26

BRANDBENEER
GEBIED

FIRE CONTROL
AREA

Fire Control Area
300 x 200 mm
450 x 300 mm
600 x 400 mm

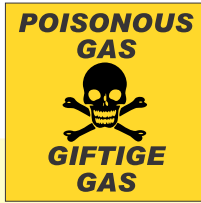
POISON

PO 1



Poison
150 x 150 mm
190 x 190 mm
290 x 290 mm
440 x 440 mm

PO 2



Poisonous Gas
150 x 150 mm
190 x 190 mm
290 x 290 mm
440 x 440 mm

PO 3



Ammonia
150 x 150 mm
190 x 190 mm
290 x 290 mm
440 x 440 mm

PO 4



Cyanide
150 x 150 mm
190 x 190 mm
290 x 290 mm
440 x 440 mm

PO 5



Poisonous Water
290 x 290 mm
400 x 400 mm
600 x 600 mm

PO 6



Poisonous Spillage Water
150 x 150 mm
190 x 190 mm
290 x 290 mm
440 x 440 mm

PO 7



Toxic Fume
150 x 150 mm
190 x 190 mm
290 x 290 mm
440 x 440 mm

PO 8



Under Fumigation
300 x 200 mm
450 x 300 mm

PO 9



Danger Poison
300 x 200 mm
450 x 300 mm

PO 10



Danger Poison Fumigation In Progress
300 x 200 mm
450 x 300 mm

PO 11



No Entry Poisonous Water
600 x 400 mm
900 x 600 mm

PO 12



Poison / Mandatory
600 x 400 mm
900 x 600 mm

ALL TYPES OF

SIGNS

CONSTRUCTION

C1



Blasting

400 X 400 mm
600 x 600 mm
925 x 925 mm

C2



Blasting In Progress

400 X 400 mm
600 x 600 mm
925 x 925 mm

C3



Blasting Keep Away

400 X 400 mm
600 x 600 mm
925 x 925 mm

C4



Magazine

290 X 290 mm
400 x 400 mm
600 x 600 mm

C5



Blasting Point

400 X 400 mm
600 x 600 mm
925 x 925 mm

C6



Explosives
STICKER
450 x 80 mm

C7



Explosives

STICKER
450 x 80 mm

C8



Explosive Group 1 - 10

STICKER
350 x 200 mm
700 x 400 mm

C9



Construction In Progress

400 X 400 mm
600 x 600 mm
925 x 925 mm

C10



Caution Wet Concrete

290 x 290 mm
400 x 400 mm

C11



Caution Wet Paint

290 x 290 mm
400 x 400 mm

C12



Danger Men At Work

290 X 290 mm
400 x 400 mm
600 x 600 mm

C13



Keep Clear Deep Excavation

600 x 400 mm

C14



Danger - Do Not Enter
Deep Excavation

600 x 400 mm

C15



Caution Scaffolding

600 x 300 mm

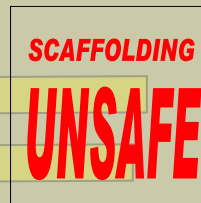
C16



Scaffolding - Safe

190 x 190 mm
290 x 290 mm

C17



Scaffolding - Unsafe

190 x 190 mm
290 x 290 mm

C18



Work In Progress Overhead

290 x 290 mm
400 x 400 mm
600 x 600 mm

C19



Falling Objects

190 x 190 mm
290 x 290 mm
400 x 400 mm

C20



Welding & Cutting Above

190 x 190 mm
290 x 290 mm
400 x 400 mm

C21



Men Working Overhead

190 x 190 mm
290 x 290 mm
400 x 400 mm

C22



Men Working Overhead

190 x 190 mm
290 x 290 mm
400 x 400 mm

C23



Watch Your Step!

190 x 190 mm
290 x 290 mm
400 x 400 mm


CONSTRUCTION

C 24

SITE ACCESS RULES
 Visitors / External Contractors will not be allowed on site unaccompanied
 Visitors / External Contractors will report to foreman for Induction Training before commencing work or going on site

Site Access Rules
 600 X 400 mm

C 25



Construction In Progress
 1200 mm

C 26



Caution Men Overhead
 600 X 600 mm
 925 x 925 mm

C 27

CONTRACTOR COMP NAME
 TEL NUMBER

SITE SAFETY

- All visitors and contractors must report to the site office Induction training compulsory
- Construction work in progress Parents are advised to warn children of the danger of entering this site
- Safety helmets
- Protective footwear
- No admittance to unauthorised personnel

Site Safety
 900 x 600 mm

C 28

THLOKOMELA QHAPHELA CAUTION
 EXPLOSIVE POWERED TOOLS IN USE

Caution Power Tools
 450 x 300 mm
 600 x 400 mm

C 29

MKWANAZI CONSTRUCTION
STORE ROOM
 RESPONSIBLE PERSON
 TEL: _____

Store Room
 300 x 150 mm

C 30

DANGER
 BUILDERS HOIST IN OPERATION

Builders Hoist in Operation
 290 x 290 mm
 400 x 400 mm
 600 x 600 mm

C 31

DANGER

OPEN HOLES

Builders Hoist in Operation
 290 x 290 mm
 400 x 400 mm
 600 x 600 mm

C 32

DUST AREA

WEAR DUST MASK

Wear Dust Mask
 290 x 290 mm
 400 x 400 mm
 600 x 600 mm

C 33

CAUTION
CONTRACTORS LIFT
KEEP CLEAR!

Lift Keep Clear
 290 x 290 mm
 400 x 400 mm
 600 x 600 mm

ALL TYPES OF

SIGNS

FACTORY MACHINERY

FM 1

FM 2

BENCH GRINDER

NO USER SHALL REQUIRE OR PERMIT ANY PERSON TO OPERATE OR USE A GRINDER IF:

- Grinding wheels are damaged or which is not properly dressed.
- Grinding wheels are not well protected by side covers.
- Grinder is not provided with substantial, adjustable work rest which shall be securely fixed in position and adjusted to within 3mm from the grinding surface of the wheel.
- Grinder is not provided with a transparent unbreakable shield which shall be kept so adjusted as to protect the operator's eyes.
- Safety goggles are not available and used.
- User is not trained to use such a machine (unauthorised persons).
- Under the influence of alcohol or drugs



Bench Grinder

700 x 500 mm

BATTERY CHARGERS

NO USER SHALL REQUIRE OR PERMIT ANY PERSON TO USE A BATTERY CHARGER IF:

- User is provided with a full face protected shield.
- User is provided with acid resistant gloves.
- Safety precautions are taken:
 - Before disconnecting charger clamps from battery, power supply to charger must be switched off.
 - No smoking or open flames near battery.
 - Electrolyte caps must be screwed on before disconnecting cable clamps..
- No Unauthorised persons are allowed to use battery chargers.
- Batteries are charged in ventilated areas.
- Allow battery to cool off for 5 min. after charging before disconnecting.
- Under the influence of alcohol or drugs



Battery Chargers

700 x 500 mm

FM 3

FM 4

OFF LOADING OF TRAILERS

NO USER SHALL REQUIRE OR PERMIT ANY UNAUTHORISED PERSON TO LOAD / OFF-LOAD TRAILERS.

- Only one trained person to open trailer.
- Never stand in front of gate while opening - always from alongside gate.
- People that off load trailer must wear dust masks and dust glasses.
- Sweep bottom of trailer before proper closing of gates.
- No open flames or smoking.



Off Loading of Trailers

700 x 500 mm

PORTABLE ACETYLENE GAS CONTAINER

NO USER SHALL REQUIRE OR PERMIT ANY PERSON TO USE ACETYLENE GAS CONTAINERS IF:

- Gauges are damaged or faulty.
- Any leaks of gas is occurring.
- Bottles are not vertical in position.
- Bottles are not securely chained to trolley.
- No open flames or extreme heat allowed near bottles.
- Unauthorised persons not fully trained are not allowed to use bottles.
- Empty or full bottles must be separate at all times and kept safe and chained way.
- Safety glasses must be worn during welding or flame cutting.
- No person must tamper with any part of acetylene bottle or accessories.
- Acetylene pipe must be free of any defects or cracks (not perished).
- No user of gas equipment shall permit welding or flame cutting where the objects may ignite, explode or react to form dangerous or poisonous substances.



Acetylene Gas Container

700 x 500 mm

FM 5

FM 6

BOILER

- Trained personnel only.
- Wear protective clothing - shoes, gloves, apron and face mask.
- always work with supplied tools.
- Remove warm ash to designated area.



Boiler

600 x 300 mm

LOCK-OUT PROCEDURE

- Register must be completed at office.
- "DO NOT OPERATE" must be hung at distribution box.
- Lock power off and keep key with person in charge of work.
- When finished, switch power back on and remove "DO NOT OPERATE" board.
- Report back to manager and complete register.

Lock-Out Procedure

600 x 245 mm

FM 7

FM 8

EMPTYING OF SILO BIN

- On order given by person in charge.
- After every 20 minutes people must rest for 5 minutes.
- Wear dust mask.
- Ensure lighting is save / adequate.
- No smoking or open flames inside silo.
- AUGER HAS BEEN MADE SAFE BUT BEWARE OF MOVING PARTS.**



Emptying of Silo Bin

600 x 350 mm

MILLING

- Wear dust mask.
- Beware of moving machinery,
- no smoking or open flames.
- Ensure hygiene quality of food stuff.



Milling

600 x 300 mm

FACTORY MACHINERY

FM 9

EMERGENCY PLAN

- In case of fire, earthquake or any natural disaster:
1. Everyone should gather in front of the pack house.
 2. Everybody should stay calm until further instructions by management.
 3. In case of fire the fire fighting team or management should extinguish fire.
 4. The first aid team must take the first aid kit and assist any injured persons at the emergency assembly point.
 5. In case of serious injuries management should contact professional medical aid immediately.
 6. If any persons are trapped under rubble the rest of the personnel should still move to the emergency assembly point.

Taking into account the requirements of the Occupational Health and Safety Act and the important contribution this aspect makes in effective operation in the health and safety Management system employees must keep in mind that:

Every employee has a legal and moral responsibility to accept responsibility for activities or the absence of obvious unsafe practices, as applicable on themselves and other parties or persons.

In your working environment, every unsafe or unhealthy situation is to be reported to the relevant Manager and H&S Representative(s) as soon as possible.

In case of an unsafe or unhealthy situation identified in a working environment, the relevant manager must be informed as soon as possible.

Emergency Plan

600 x 400mm

FM 10

SAFETY WORK PROCEDURES OXYGEN - ACETYLENE CUTTING EQUIPMENT

BEFORE USING A CUTTING TORCH THE FOLLOWING SAFETY STEPS MUST BE FOLLOWED:

PERSONAL PROTECTION:

1. An overall must be worn at all times.
2. Safety cutting goggles must be worn.
3. Safety shoes must be worn.
4. Remove all waste material at workplace.

EQUIPMENT

1. Transport cylinders only in standard trolleys. Cylinders must not be bumped or rolled.
2. Check for leaks with water / soap solution. No grease.
3. Check the condition of the regulators. No dirt should be on any connection parts.
4. Do not use any regulator that was tampered with.
5. Do not pull the workpiece on defective trestles.
6. Check the flashback arrestor.
7. Use the cutting equipment safety and take care of the equipment.
8. All cutting sets must be fitted with flashback arrestors. (Close acetylene first).

FIRST RISK

1. Use a torch lighter at all times. never use matches, cigarettes or an arc welder.
2. A fire extinguisher must be on the cylinder trolley at all times.
3. Never use old oil drums to stand cylinders in.
4. always make sure the fire extinguisher is in a good working condition.
5. Always work in a well ventilated area.
6. Never inhale oxygen from the oxygen cylinder.
7. Never use oxygen cylinder for ventilation.

S.W.P. Oxygen Acetylene

600 x 400 mm

FM 11

SAFETY WORK PROCEDURES GRINDING

BEFORE GRINDING IS TO BE PERFORMED WITH A HAND HELD GRINDER, THE FOLLOWING CHECKS SHOULD BE DONE:

1. Ensure that the extension lead is in a good condition.
2. Ensure that the plug and cord of the grinder is safe and in a good condition.
3. Make sure the grinder is in a safe working condition.
4. Make sure that the grinding disc is tightened properly.
5. Never use a chipped disc and make sure to use the right disc for the right application:
 - Steel disc for steel only
 - Masonry disc for stone and cement only.
 - Stainless steel disc for stainless steel only.
6. Make sure that the protection guard is on the machine and tightened correctly.
7. Never wear lose or torn protective clothing.
8. Always wear protective clothes.
9. Always wear safety glasses.
10. Always switch the grinder off before putting it down
11. Never lay grinder down on its blade. Never lay it down on the ground - use a plank to put it on.
12. Never grind in such a way to harm fellow workers.
13. Make sure that no electrical cable lies in water and never stand in water while grinding.

S.W.P. Grinding

600 x 400 mm

FM 12

SAFETY WORK PROCEDURES ARC WELDING EQUIPMENT

BEFORE ARC WELDING EQUIPMENT IS USED, THE FOLLOWING SAFETY STEPS MUST BE FOLLOWED:

PERSONAL PROTECTION:

1. An overall must be worn at all times.
2. Spats must be worn.
3. Safety shoes must be worn.
4. Elbow length leather gloves must be worn.
5. Never tack weld or weld without a welding helmet.

EQUIPMENT:

CHECK IF FITTED WITH A LOW VOLTAGE COIL NB!!!

1. Check if welding machine is in a safe working condition. No open electrical wiring - hot connection.
2. Check welding cables for faults.
3. Check the electrode holder and the earth clamp.
4. Always work in a well ventilated area.
5. Check type of material to be welded.
6. Select correct current and electrodes.
7. Make sure of screens to protect fellow workers.
8. Never strand in water or let cables lie in water while welding.
9. When removing scale always use safety goggles.

S.W.P. Arc Welding

500 x 400 mm

FM 13

CHEMICAL ROOM EMERGENCY PLAN

In case of any chemical spillage either on the floor or on your hands it should be rinsed with tap water.

If any pesticides come in contact with your eyes flush contamination out of eyes with clean water for fifteen minutes.

If concentrates has been swallowed contact physician immediately - Emergency number on notice board and chemical room door.

In case of acid spillage on skin the person should rinse with water and remove clothes if contaminated.

In case of fire it should be extinguished immediately.

Any accident must be reported to management immediately.

Chemical Room
Emergency Plan

400 x 400 mm

FM 14

WEEGRUG **STOP** WEIGHBRIDGE

WAG VIR OPERATEUR VOOR U BEWEEG

WAIT FOR OPERATOR BEFORE MOVING

LINDA KUQALA UZE UBIZWE NGOPHETHE

Weighbridge

600 x 400 mm
900 x 600 mm

FM 15

GEEN PERSONE IN VOERTUIG TOEGELAAT
WANEER GEWEEG WORD NIE
NO PERSONS ALLOWED IN VEHICLES WHILST
WEIGHING
ABANTU ABAFUNYELWA UKUBA EMOTWENI
UMA KU WEYWA

No Person In Vehicle

600 x 400 mm
900 x 600 mm

FACTORY MACHINERY

FM 16



Caution Do Not Operate

290 x 290 mm
400 x 400 mm
600 x 600 mm

FM 17



Caution Men Working

290 x 290 mm
400 x 400 mm
600 x 600 mm

FM 18



Do Not Start

190 x 190 mm
290 x 290 mm

FM 19



Do Not Switch On

190 x 190 mm
290 x 290 mm

FM 20



Do Not Switch Machine On

190 x 190 mm
290 x 290 mm

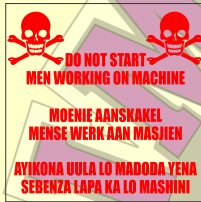
FM 21



Danger Men Working

190 x 190 mm
290 x 290 mm

FM 22



Do Not Start Men Working

190 x 190 mm
290 x 290 mm

FM 23



MAGNET OR PLASTIC
150 x 90 mm

FM 24



MAGNET OR PLASTIC
150 x 90 mm

FM 25



No Loose Clothing

190 x 190 mm
290 x 290 mm

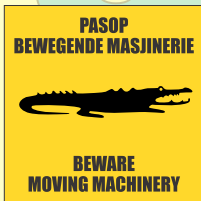
FM 26



Warning Motor Start Automatically

190 x 190 mm
290 x 290 mm

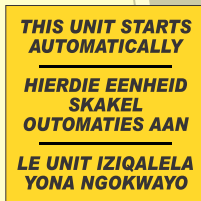
FM 27



Moving Machinery

190 x 190 mm
290 x 290 mm

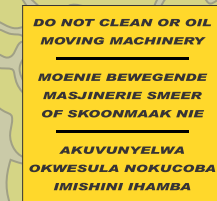
FM 28



Starts Automatically

190 x 190 mm
290 x 290 mm

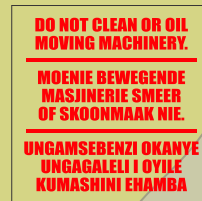
FM 29



Do Not Clean

190 x 190 mm
290 x 290 mm

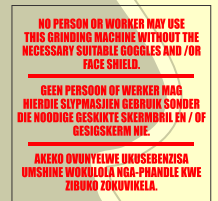
FM 30



Do Not Clean

190 x 190 mm
290 x 290 mm

FM 31



Grinder Usage

190 x 190 mm
290 x 290 mm

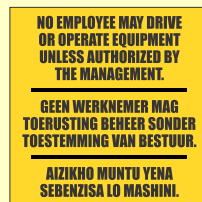
FM 32



Unauthorised Handling

190 x 190 mm
290 x 290 mm

FM 33



Do Not Operate

190 x 190 mm
290 x 290 mm

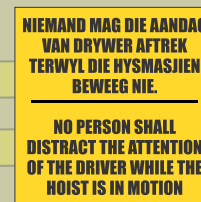
FM 34



Do Not Air Hose Clothing

190 x 190 mm
290 x 290 mm

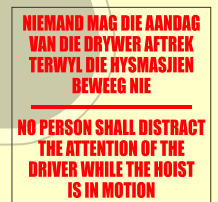
FM 35



Do Not Distract Hoist Driver

190 x 190 mm
290 x 290 mm

FM 36



Do Not Distract Hoist Driver

190 x 190 mm
290 x 290 mm

FM 37



Do Not Start

190 x 190 mm
290 x 290 mm

FM 38



Crossing Belts Prohibited

190 x 190 mm
290 x 290 mm

FM 39



Riding Trucks Forbidden

190 x 190 mm
290 x 290 mm

FM 40



Slippery Surface

190 x 190 mm
290 x 290 mm

FM 41



Climbing Forbidden

190 x 190 mm
290 x 290 mm

FACTORY MACHINERY

FM 42



Crane Overhead

290 x 290 mm
400 x 400 mm

FM 43



Beware Cable car

290 x 290 mm
400 x 400 mm

FM 44

MAX LOAD: 2 500 KG

Max Load: 2 500 KG

Sticker
400 x 60 mm

FM 45


MAXIMUM SAFE WORKING LOAD

2 000 Kg

Max Safe Working Load

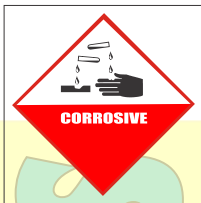
Sticker
190 x 190 mm
290 x 290 mm

ALL TYPES OF SIGNS



HAZARDOUS WASTE

H 1



Corrosive

190 x 190 mm
290 x 290 mm

H 2



Danger Chlorine

190 x 190 mm
290 x 290 mm

H 3



Radiation Do Not Enter

290 x 290 mm
400 x 400 mm

H 4



Radio Active Materials

290 x 290 mm
400 x 400 mm

H 5



Restricted Area

290 x 290 mm
400 x 400 mm

H 6



Radio Active Materials

290 x 290 mm
400 x 400 mm

H 7



Store For Radio Active Materials

290 x 290 mm
400 x 400 mm

H 8



Radio Active Symbol

290 x 290 mm
400 x 400 mm

H 9



Danger Radio Active

290 x 290 mm
400 x 400 mm

H 10



Danger Radio Active Area

290 x 290 mm
400 x 400 mm

H 11



Radio Active I

190 x 190 mm
290 x 290 mm

H 12



Radio Active II

190 x 190 mm
290 x 290 mm

H 13



Radio Active III

190 x 190 mm
290 x 290 mm

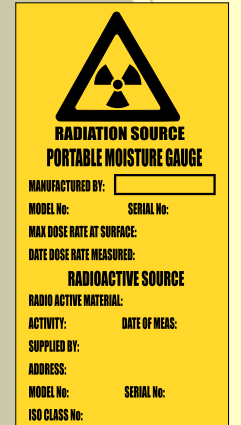
H 14



Hazardous Waste

600 x 400 mm

H 15



Radiation Source
Portable Moisture Gauge

300 x 150 mm

H 16



Globes & Tubes

600 x 400 mm

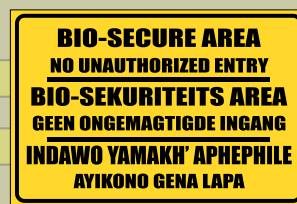
H 17



Portable Radiation Gauge In Use

600 x 400 mm

H 18



Bio-Secure Area

600 x 400 mm

H 19



Asbestos Dust Warning

190 x 190 mm
290 x 290 mm

H 20




Danger Radioactivity

600 x 400 mm

ELECTRICAL

E 1



Electrical Shock Hazard

190 X 190 mm
290 x 290 mm

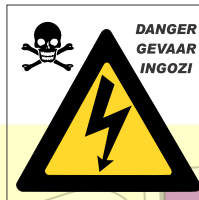
E 2



Live

190 X 190 mm
290 x 290 mm

E 3



Electrical Shock Danger

190 X 190 mm
290 x 290 mm

E 4



Electrical Shock Men Working

190 X 190 mm
290 x 290 mm

E 5



Electrical Shock No Entry

190 X 190 mm
290 x 290 mm

E 6



Electrical Shock Live Wires

190 X 190 mm
290 x 290 mm

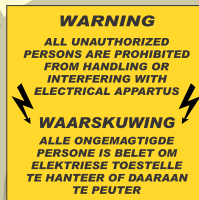
E 7



Electrical Shock High Voltage

190 X 190 mm
290 x 290 mm

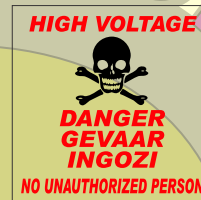
E 8



Electrical Shock Warning

190 X 190 mm
290 x 290 mm

E 9



High Voltage Danger

290 x 290 mm

E 10



Low Voltage Danger

290 x 290 mm

E 11



Leakage Switch

290 x 290 mm
Or Sticker
100 x 100 mm

E 12



Danger Do Not Wet

400 x 400 mm
600 x 600 mm

E 13



Look Out Artisan # Working

290 x 290 mm

E 14



Emergency Stop

190 x 190 mm
290 x 290 mm

E 15



Rather Earth It!

290 x 290 mm

E 16



look Out And Live

290 x 290 mm

E 17



Wag! Is Almal Veilig?

290 x 290 mm

E 18



Electricity Can Kill

290 x 290 mm

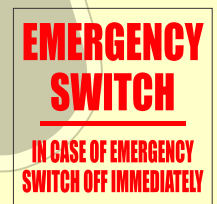
E 19



Report Defective Equipment

290 x 290 mm

E 20



Emergency Switch

190 x 190 mm
290 x 290 mm

E 21



Hot Oil / Surface No Water

190 x 190 mm
290 x 290 mm

E 22a PLUGS

E 22b LIGHTS

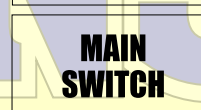
E 22c GEYSER

E 22d STOVE

E 23 a



E 23 b




Stickers
20 x 10 mm

Stickers
20 x 40 mm

NO ENTRY

NE 1



No Entry

190 x 190 mm
290 x 290 mm
400 x 400 mm
600 x 600 mm

NE 2



No Entry

290 x 290 mm
400 x 400 mm
600 x 600 mm
925 x 925 mm

NE 3



Danger No Entry

290 x 290 mm
400 x 400 mm
600 x 600 mm
925 x 925 mm

NE 4



Geen Ingang No Entry

290 x 290 mm
400 x 400 mm
600 x 600 mm
925 x 925 mm

NE 5



Entrance Prohibited

290 x 290 mm
400 x 400 mm
600 x 600 mm
925 x 925 mm

NE 6



Entrance Prohibited

290 x 290 mm
400 x 400 mm
600 x 600 mm
925 x 925 mm

NE 7



Private Property No Entry

290 x 290 mm
400 x 400 mm
600 x 600 mm
925 x 925 mm

NE 8



Danger No Entry

290 x 290 mm
400 x 400 mm
600 x 600 mm
925 x 925 mm

NE 9



Private Property

290 x 290 mm
400 x 400 mm
600 x 600 mm
925 x 925 mm

NE 10



No Unauthorised Entry

290 x 290 mm
400 x 400 mm
600 x 600 mm
925 x 925 mm

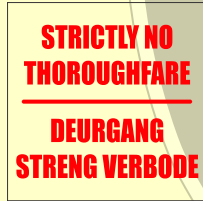
NE 11



Private Property

290 x 290 mm
400 x 400 mm
600 x 600 mm
925 x 925 mm

NE 12



Strictly No Thoroughfare

290 x 290 mm
400 x 400 mm
600 x 600 mm
925 x 925 mm

NE 13



Private No Entry

300 x 200 mm
450 x 300 mm
600 x 400 mm
900 x 600 mm

NE 14



Private Property

300 x 200 mm
450 x 300 mm
600 x 400 mm
900 x 600 mm

NE 15



No Entry

300 x 200 mm
450 x 300 mm
600 x 400 mm
900 x 600 mm

NE 16



Private Property

300 x 200 mm
450 x 300 mm
600 x 400 mm
900 x 600 mm

NE 17



No Entry

300 x 200 mm
450 x 300 mm
600 x 400 mm
900 x 600 mm

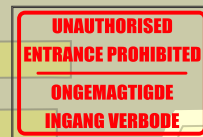
NE 18



Authorised Persons Only

300 x 200 mm
450 x 300 mm
600 x 400 mm
900 x 600 mm

NE 19



Private Property

300 x 200 mm
450 x 300 mm
600 x 400 mm
900 x 600 mm

NE 20



No Entry

300 x 200 mm
450 x 300 mm
600 x 400 mm
900 x 600 mm

NE 21



No Admittance

290 x 290 mm
400 x 400 mm
600 x 600 mm
925 x 925 mm

NE 22



No Thoroughfare

290 x 290 mm
400 x 400 mm
600 x 600 mm
925 x 925 mm

NE 23



Slegs Personeel

190 x 190 mm
290 x 290 mm
400 x 400 mm

NE 24



Private Property

290 x 290 mm
400 x 400 mm
600 x 600 mm
925 x 925 mm

NE 25



Staff only

190 x 190 mm
290 x 290 mm
400 x 400 mm

NO ENTRY

NO ENTRY

NE 26

**NO ADMITTANCE
ENQUIRIES AT
MAIN OFFICE**

**GEEN TOEGANG
NAVRAE BY
HOOFKANTOOR**

No Admittance

190 X 190 mm
290 x 290 mm
400 x 400 mm
600 x 600 mm

NE 27

**NO
THOROUGHFARE
RIGHT OF ADMISSION RESERVED**

**GEEN
DEURGANG**
REG VAN TOEGANG VOORBEHOU

No Thoroughfare

290 x 290 mm
400 x 400 mm
600 x 600 mm
925 x 925 mm

NE 28


**SLEGS GEMAGTIGDE
PERSENEEL**

Slegs Personeel

190 x 190 mm
290 x 290 mm
400 x 400 mm

NE 29

PRIVATE PROPERTY
ENTRANCE ONLY THROUGH
MAIN GATE.
TRESPASSERS WILL BE
PROSECUTED.
TRESPASSERS WILL BE
CAUGHT AND HANDCUFFED
BY SECURITY AND TAKEN TO
POLICE STATION.
(ACCORDING TO CIVILIAN ARREST PROCEDURES)

Private Property

290 x 290 mm
400 x 400 mm
600 x 600 mm
925 x 925 mm

NE 30


**STAFF
ONLY**

Staff Only

190 x 190 mm
290 x 290 mm
400 x 400 mm

NE 31

**AUTHORISED
PERSONNEL
ONLY**

Personnel Only

190 x 190 mm
290 x 290 mm
400 x 400 mm

NE 32

**GEEN SMOUSE
GEEN DONASIES**
**NO HAWKERS
NO DONATIONS**
ABATHENGISI ABAVUNYELWE
AWUKHO UMNIKELO

No Hawkers

190 x 190 mm
290 x 290 mm
400 x 400 mm

NE 33

**RIGHT OF
ADMISSION
RESERVED**

Admission Reserved

190 x 190 mm
290 x 290 mm
400 x 400 mm

NE 34

**NO HAWKERS
GEEN SMOUSE
AKUTHENGISWA**

No Hawkers

300 x 200 mm
450 x 300 mm
600 x 400 mm

NE 35

**NO JOBS
NO HAWKERS
NO DONATIONS**

No Jobs

300 x 200 mm
450 x 300 mm
600 x 400 mm

NE 36

**NO JOB
GEEN WERK
AWUKHO
UMSEBENZI**

No Job

300 x 200 mm
450 x 300 mm
600 x 400 mm

NE 37

**GEEN SMOUSE
GEEN DONASIES**
**NO HAWKERS
NO DONATIONS**
ABATHENGISI ABAVUNYELWE
AWUKHO UMNIKELO

No Hawkers

300 x 200 mm
450 x 300 mm
600 x 400 mm

NE 38

**GEEN TOEGANG
SLEGS PERSENEEL**

**NO ENTRY
STAFF ONLY**

No Entry

300 x 200 mm
450 x 300 mm
600 x 400 mm

NE 39

SLEGS LEDE TOGELAAT
MEMBERS ONLY ALLOWED
**AMALUNGA KUPHELA
AVUMELEKILE**

Members Only

300 x 200 mm
450 x 300 mm
600 x 400 mm

NE 40

**REG VAN TOEGANG
VOORBEHOU**
**RIGHT OF ADMISSION
RESERVED**
**UKUMUKELWA OKU
BALULEKILE KUKHONA**

Admission Reserved

300 x 200 mm
450 x 300 mm
600 x 400 mm

NE 41

**REG VAN TOEGANG
VOORBEHOU**
**RIGHT OF ADMISSION
RESERVED**

Admission Reserved

300 x 200 mm
450 x 300 mm
600 x 400 mm

NE 42

**NO JOBS
GEEN WERK
AWUKHO
UMSEBENZI**

No Job

300 x 200 mm
450 x 300 mm
600 x 400 mm

NE 43

**NO HAWKERS
NO JOBS
NO DONATIONS**
**GEEN SMOUSE
GEEN WERK
GEEN DONASIES**
ABATHENGISI
ABAVUNYELWE
AWUKHO
UMSEBENZI
AKUKHOSIZO
LWEMALI

No Hawkers

300 x 200 mm
450 x 300 mm
600 x 400 mm

NE 44

**NO HAWKERS
GEEN SMOUSE
ABATHENGISI
ABAVUNYELWE**
**NO JOBS
GEEN WERK
AWUKHO
UMSEBENZI**
**NO DONATIONS
GEEN DONASIES
AKUKHOSIZO
LWEMALI**

No Hawkers

300 x 200 mm
450 x 300 mm
600 x 400 mm

NE 45

**NO ENTRY
STAFF ONLY**
**GEEN TOEGANG
SLEGS PERSENEEL**
**AKUNGENWA
ABASEBENZI KUPHELA**

No Entry

300 x 200 mm
450 x 300 mm
600 x 400 mm

NE 46


**STRICTLY
PRIVATE
STAFF
ONLY**

Strictly Private

300 x 200 mm
450 x 300 mm
600 x 400 mm

NE 47


**AUTHORISED
PERSONNEL
ONLY**

Personnel Only

300 x 200 mm
450 x 300 mm
600 x 400 mm

NE 48

**STRENG
PRIVAAT**
**STRICTLY
PRIVATE**

Strictly Private

290 x 290 mm
400 x 400 mm
600 x 600 mm

NE 49

**STORTING
VERBODE**
OORTREDERS SAL
VERVOLG WORD
**DUMPING
PROHIBITED**
TRESPASSERS WILL
BE PROSECUTED

Dumping Prohibited

400 x 400 mm
600 x 600 mm
925 x 925 mm

NE 50

**PRIVATE
PROPERTY**
**NO
DUMPING**

No Dumping

400 x 400 mm
600 x 600 mm
925 x 925 mm

NO ENTRY

NE 51



No Dumping

450 x 300 mm
600 x 400 mm
900 x 600 mm

NE 52



No Traveling Way

400 x 400 mm
600 x 600 mm
925 x 925 mm

NE 53



No Private Vehicles

450 x 300 mm
600 x 400 mm
900 x 600 mm

NE 54



No Parking

450 x 300 mm
600 x 400 mm

NE 55



Please Hoot

450 x 300 mm
600 x 400 mm

NE 56



Stop No Vehicles

450 x 300 mm
600 x 400 mm
900 x 600 mm

NE 57



Mine Private Property

290 x 290 mm
400 x 400 mm
600 x 600 mm
925 x 925 mm

NE 58



Mine Property

290 x 290 mm
400 x 400 mm
600 x 600 mm
925 x 925 mm

NE 59



Blasting No Entry

290 x 290 mm
400 x 400 mm
600 x 600 mm
925 x 925 mm

NE 60



Mine Property No Entry

290 x 290 mm
400 x 400 mm
600 x 600 mm
925 x 925 mm

NE 61



No Persons On Bank

600 x 400 mm
900 x 600 mm

NE 62



Streng Privaat Geen Visvang

600 x 400 mm
900 x 600 mm

NE 63



Geen Toegang

600 x 400 mm
900 x 600 mm

NE 64



No Reps

400 x 400 mm
600 x 600 mm

NE 65



Stop Read the Signs

600 x 400 mm
900 x 600 mm

NE 66



Angling Prohibited

400 x 400 mm
600 x 600 mm

NE 67



Stay off Grass

290 x 290 mm
400 x 400 mm

NE 68



No Entry Danger

300 x 200 mm
450 x 300 mm
600 x 400 mm
900 x 600 mm

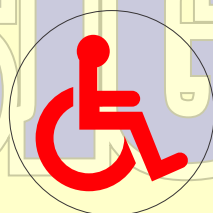
NE 69



Disabled Parking

290 x 290 mm
400 x 400 mm
600 x 600 mm

NE 70



Disabled Windscreen Sticker

DISCLAIMER

NR 1

GEEN ONGEMAGTIGDE TOEGANG
ONS AANVAAR GEEN VERANTWOORDELIKHEID VIR ENIGE BESERINGS, VERLIES OF BESKADIGING VAN WATTER AARD OOKAL INDIEN U HIERDIE AREA BETREE NIE.

NO UNAUTHORISED ENTRY
WE DO NOT ACCEPT RESPONSIBILITY FOR ANY INJURIES, LOSS OR DAMAGE TO ANY PERSON WHATSOEVER WHEN ENTERING THIS AREA.

No Entry

600 x 400 mm

NR 2

NEEM ASSEBLIEF KENNIS
ONS AANVAAR GEEN VERANTWOORDELIKHEID VIR ENIGE BESERINGS, VERLIES OF BESKADIGING VAN WATTER AARD OOKAL INDIEN U HIERDIE AREA BETREE NIE.

PLEASE NOTE
WE DO NOT ACCEPT RESPONSIBILITY FOR ANY INJURIES, LOSS OR DAMAGE WHATSOEVER WHEN ENTERING THIS AREA.

Notice

600 x 400 mm

NR 3

GEEN ONGEMAGTIGDE TOEGANG
U BETREE HIERDIE PERSEEL OP EIE RISIKO. ONS AANVAAR GEEN VERANTWOORDELIKHEID VIR ENIGE BESERINGS AAN PERSONE OF BESKADIGING AAN VOERTUIG VAN WATTER AARD OOKAL INDIEN U HIERDIE PERSEEL BETREE NIE.

NO UNAUTHORISED ENTRY
YOU ENTER THESE PREMISES AT OWN RISK. WE DO NOT ACCEPT RESPONSIBILITY FOR ANY INJURIES TO PERSONS OR DAMAGE TO VEHICLES WHATSOEVER WHEN ENTERING THESE PREMISES.

No Entry

600 x 400 mm

NR 4

AANDAG KLIENTE
VOERTUIG WORD NA WERSTEL DEUR PERSONEEL GETOETS BESTUUR. DIT GESKIED OP EIENAR VAN DIE VOERTUIG SE EIE RISIKO

ATTENTION CUSTOMERS
VEHICLES ARE TEST DRIVEN AFTER COMPLETION OF SERVICE. THIS IS DONE AT OWNERS OF VEHICLES OWN RISK.

At Own Risk

600 x 400 mm

NR 5

AANDAG KLIENTE
ONS SAL GEEN VERANTWOORDELIKHEID AANVAAR OF AANSPREKLIK GENUW WORD VIR ENIGE DIEFSTAL, SKADE OF BRAND OP ENIGE VOERTUIG OF MASJINERIE OP ONS PERSEL NIE. VOERTUIG EN MASJINERIE WORD OP DIE EIENAR SE EIE RISIKO OP HIERDIE PERSEEL GELAAT.

ATTENTION CUSTOMERS
WE WILL NOT BE HELD RESPONSIBLE OR ACCEPT ANY LIABILITY FOR ANY THEFT, DAMAGE OR FIRE ON ANY VEHICLE OR MACHINE LEFT ON OUR PREMISES. VEHICLES AND MACHINERY ARE LEFT ON THESE PREMISES AT OWNERS OWN RISK.

No Liability

600 x 400 mm

NR 6

PLEASE NOTE
WE ARE NOT RESPONSIBLE FOR ANY DAMAGES CAUSED BY FIRE, THEFT OR ANY OTHER CAUSE WHAT-SO-EVER. VEHICLES, GOODS & PROPERTY LEFT AT OWNERS OWN RISK

No Responsibility

600 x 400 mm

NR 7

WE ARE NOT RESPONSIBLE FOR ANY LOSS OR DAMAGE DUE TO FIRE, THEFT, OR ANY OTHER CAUSE WHATSOEVER

ONS IS NIE VERANTWOORDELIK VIR ENIGE VERLIES OF BESKADIGING A.G.V. BRAND, DIEFSTAL OF ENIGE ANDER OORSAAK

No Responsibility

600 x 400 mm

NR 8

PLEASE NOTE
WE ARE NOT RESPONSIBLE FOR ANY DAMAGES CAUSED BY FIRE, THEFT OR ANY OTHER CAUSE WHATSOEVER. VEHICLES & PROPERTY LEFT AT OWNERS OWN RISK. **NEEM ASB. KENNIS**

ONS IS NIE VERANTWOORDELIK VIR ENIGE VERLIES OF BESKADIGING A.G.V. BRAND, DIEFSTAL OF ENIGE ANDER OORSAAK NIE. VOERTUIG & EIENDOMME WORD OP EIENAR DE EIE RISIKO GELAAT.

No Responsibility

600 x 400 mm

NR 9

ALL GOODS LEFT FOR LONGER THAN 30 DAYS WILL BE SOLD TO DEFRAY EXPENSES

ALLE GOEDERE WAT MEER AS 30 DAE OP PERSEEL IS SAL VERKOOP WORD OM KOSTES TE DEK

Goods Not Collected

600 x 400 mm

NR 10

VEHICLES DRIVEN, STORED & LEFT AT OWN RISK
WE ARE NOT RESPONSIBLE FOR ANY LOSS OR DAMAGE DUE TO FIRE, THEFT OR ANY OTHER CAUSE WHATSOEVER

VOERTUIG BESTUUR, GESTOOR & GELAAT OP EIE RISIKO
ONS IS NIE VERANTWOORDELIK VIR ENIGE VERLIES OF BESKADIGING A.G.V. BRAND, DIEFSTAL OF ENIGE ANDER OORSAAK

Left At Own Risk

600 x 400 mm

NR 11

PLEASE NOTE
ALL GOODS NOT COLLECTED WITHIN 90 DAYS WILL BE SOLD TO DEFRAY EXPENSES

Goods Not Collected

600 x 400 mm

NR 12

ENTER AT OWN RISK
WE DO NOT ACCEPT ANY RESPONSIBILITY

BETREE OP EIE RISIKO
ONS AANVAAR GEEN VERANTWOORDELIKHEID

Enter At Own Risk

600 x 400 mm

SIGNS

NO SMOKING

NS 1



No Smoking

190 x 190 mm
290 x 290 mm

NS 2



NO SMOKING

No Smoking

190 x 190 mm
290 x 290 mm

NS 3



**STRICTLY
NO SMOKING
IN THIS AREA**

Strictly No Smoking

190 x 190 mm
290 x 290 mm

NS 4



**IN ACCORDANCE WITH LEGISLATION, NO SMOKING
IS PERMITTED ON THESE PREMISES. ANY PERSON
WHO FAILS TO COMPLY WITH THIS NOTICE SHALL
BE PROSECUTED AND MAY BE LIABLE TO A FINE.**

No Smoking Legislation

190 x 190 mm
290 x 290 mm

NS 5



**ANY PERSON WHO FAILS
TO COMPLY WITH THIS NOTICE
SHALL BE PROSECUTED AND
MAY BE LIABLE TO A FINE.**

No Smoking Fine

190 x 190 mm
290 x 290 mm

NS 6



**YOU ARE NOW ENTERING A
NON SMOKING AREA**

Non Smoking Area

190 x 190 mm
290 x 290 mm

NS 7



**IN ACCORDANCE WITH LEGISLATION, NO SMOKING
IS PERMITTED ON THESE PREMISES. ANY PERSON
WHO FAILS TO COMPLY WITH THIS NOTICE SHALL
BE PROSECUTED AND MAY BE LIABLE TO A FINE.**

No Smoking Legislation

190 x 190 mm
290 x 290 mm

NS 8



**NO SMOKING
ROOK VERBODE**

No Smoking

190 x 190 mm
290 x 290 mm

NS 9



**ROOK VERBODE
ANDERKANT HIERDIE
PUNT
NO SMOKING
BEYOND THIS POINT**

No Smoking Beyond This Point

190 x 190 mm
290 x 290 mm

NS 10



**NO SMOKING
WITHIN 10 METERS
FROM THIS POINT**

No Smoking Within 10 Meters

190 x 190 mm
290 x 290 mm

NS 11



**YOU ARE NOW
ENTERING A
NON SMOKING
AREA**

Entering No Smoking Area

190 x 190 mm
290 x 290 mm

NS 12



**NON SMOKING
AREA**

Non Smoking Arrow RED

190 x 190 mm
290 x 290 mm

NS 13



**SMOKING
AREA**

Smoking Area Arrow GREEN

190 x 190 mm
290 x 290 mm

NS 14



**NO SMOKING
IN CAGE
ROOK VERBODE
IN HYSBAK
AYIKONA BHEMA
PAKATIKA
LO KE!**

No Smoking In Cage

300 x 200 mm
450 x 300 mm

NS 15



**ROOK VERBODE
NO SMOKING
AYI BEMA NKUBASA**

No Smoking

300 x 200 mm
450 x 300 mm

NS 16



**STRICTLY NO
SMOKING OR
NAKED FLAMES
ROOK OF
BLOOTLIGTE
STRENG
VERBODE
AYIKONA FUNEKA LO LAYIT
KALO NLILO NOKO BKEMA**

Non Smoking Area

190 x 190 mm
290 x 290 mm

NS 17



**SMOKING
AREA**

Smoking Area

190 x 190 mm
290 x 290 mm

NS 18



**SMOKING AREA
ROOKPLEK
NDAWO YOKUBHEMA**

Smoking Area

190 x 190 mm
290 x 290 mm

NS 19



**SMOKING AREA
ROOK GEBIED**

Smoking Area

190 x 190 mm
290 x 290 mm

NS 20



**DESIGNATED
SMOKING
AREA**

Designated Smoking Area

300 x 200 mm
450 x 300 mm

SIGNS

SECURITY

S1

SEKERHEIDS GEBIED
NO UNAUTHORISED ENTRY

GEEN ONGEMAGTIGDE TOEGANG
 PERMIT BY ONTVANGS

NO UNAUTHORISED ENTRY
 PERMIT AT RECEPTION

ENTRY TO PREMISES AT OWN RISK
 IDENTITY CARDS TO BE WORN

PERSONS AND VEHICLES LIABLE TO SEARCH
 DECLARATION OF ALL PROPERTY AND GOODS REQUIRED

10

Security Area
 925 x 640 mm

S2

SEKERHEIDS GEBIED
NO UNAUTHORISED ENTRY

GEEN ONGEMAGTIGDE TOEGANG
 PERMIT BY ONTVANGS

NO UNAUTHORISED ENTRY
 PERMIT AT RECEPTION

PERSONS AND VEHICLES LIABLE TO SEARCH
 ENTRY TO PREMISES AT OWN RISK
 IDENTITY CARDS TO BE WORN

DECLARATION OF ALL PROPERTY AND GOODS REQUIRED

10

Security Area
 925 x 470 mm

S3

5 km p/uur

GEEN VUURWAPENS OP PERSEEL TOEGELAAT NIE
 NO FIREARMS ALLOWED ON THESE PREMISES
 AZIFUNYELWA EZIBHAMU KULE NDAWO

GEEN DRANK OP PERSEEL TOEGELAAT NIE
 NO ALCOHOL ALLOWED ON THESE PREMISES
 UTSHWALA ABUFUNYELWA KULE NDAWO

ALLE VOERTUIG SAL ONDERHEWIG WEES AAN DEURSOEKING
 ALL VEHICLES LIABLE TO SEARCH
 IZIMOTO ZIFANELE UKUHLOLWA

S4

SEKERHEIDS GEBIED
NO UNAUTHORISED ENTRY

GEEN ONGEMAGTIGDE TOEGANG
 PERMIT BY ONTVANGS

NO UNAUTHORISED ENTRY
 PERMIT AT RECEPTION

PERSONS AND VEHICLES LIABLE TO SEARCH
 ENTRY TO PREMISES AT OWN RISK
 IDENTITY CARDS TO BE WORN

DECLARATION OF ALL PROPERTY AND GOODS REQUIRED

Security Area
 600 x 600 mm
 925 x 925 mm

S6

EMERGENCY TELEPHONE NUMBERS
 AMBULANCE : 665-5113
 FIRE BRIGADE : 665-3333
 POLICE : 10111
 HOSPITAL : 665-2086

Emergency Numbers
 300 x 200 mm
 450 x 300 mm

S7

PERMIT HOLDERS ONLY
KUNGENA ABANE-LUNGLO KUPHELA

Permit Holders
 450 x 300 mm
 600 x 400 mm

S5

GEEN VUURWAPENS
 NO FIRE-ARMS
 AZIPHATHWA IZIKHALI

No Fire Arms
 450 x 300 mm
 600 x 400 mm

S8

UNAUTHORISED ENTRANCE PROHIBITED
ONGEMAGTIGDE INGANDE WERKBOEDE
AKEKHO OVUNYELWE UKUNGENA LAPHA

GEEN VUURWAPENS OP PERSEEL TOEGELAAT NIE
 NO FIREARMS ALLOWED ON THESE PREMISES
 AZIFUNYELWA EZIBHAMU KULE NDAWO

GEEN MESSE OP PERSEEL TOEGELAAT NIE
 NO KNIVES ALLOWED ON THESE PREMISES
 EZEMESE AZIFUNYELWE KULE NDAWO

ALLE PERSONE SAL ONDERHEWIG WEES AAN DEURSOEKING
 ALL PERSONS LIABLE TO SEARCH
 BONKE ABANTU BAFANELWE UKUSESHWA

S9

STOP

NO UNAUTHORISED ENTRY.
 ALL PERSONS AND VEHICLES LIABLE TO SEARCH.
 DECLARATION OF ALL PROPERTY AND GOODS REQUIRED.

ONGEMAGTIGDE PERSONE NIE TOEGELAAT NIE.
 ALLE VOERTUIG EN PERSONE SAL ONDERHEWIG WEES AAN DEURSOEKING.
 VERKLARING VAN ALLE EIENDOM EN TOERUSTING N VEREISTE.

Not Allowed
 900 x 600 mm

S10

DANGER

BWARE OF SNAKE
 PASOP VIR SLANG
 QAPHELA INTOKA

Beware Snake
 290 x 290 mm

S11

DANGER

LIVE SNAKES ON PREMISES

Beware Snake
 290 x 290 mm

S12

QAPHELA INYOKA

Beware Snake
 290 x 290 mm

S13

WARNING

THESE PREMISES ARE PROTECTED BY CLOSED CIRCUIT TELEVISION

CCTV
 290 x 290 mm

S14

WARNING

THESE PREMISES ARE PROTECTED BY CLOSED CIRCUIT TELEVISION

SHOPLIFTING IS A CRIME

CCTV
 290 x 290 mm

S15

WARNING

THESE PREMISES ARE PROTECTED AND MONITORED BY 24 HOUR SECURITY ALARM SYSTEM

Security Alarm
 290 x 290 mm

S16

PASOP VIR DIE HOND
BEWARE OF THE DOG
QAPHELA INJA

Beware Dog
 300 x 200 mm
 450 x 300 mm

S17

PASOP VIR DIE HOND
BEWARE OF THE DOG
QAPHELA INJA

Beware Dog
 300 x 200 mm
 450 x 300 mm

S18

I CAN MAKE IT TO THE GATE IN 5 SECONDS... CAN YOU???

Beware Dog
 300 x 200 mm
 450 x 300 mm

S19

PASOP KWAAI HONDE OP PERSEEL U BETREE PERSEEL OP EIE RISIKO

BEWARE VICIOUS DOGS ON PREMISES ENTERING PREMISES AT OWN RISK

BHASOBHA IZINJA EZIBUKHALI KULENDAWO UKUNGENA KULENDAWO KUSEZANDLENI ZAKHO

Beware Dog
 300 x 200 mm
 450 x 300 mm

S20

PASOP KWAAI HONDE OP PERSEEL U BETREE PERSEEL OP EIE RISIKO

BEWARE VICIOUS DOGS ON PREMISES ENTERING PREMISES AT OWN RISK

BHASOBHA IZINJA EZIBUKHALI KULENDAWO UKUNGENA KULENDAWO KUSEZANDLENI ZAKHO

Beware Dog
 300 x 200 mm
 450 x 300 mm

S21

PASOP KWAAI HONDE OP PERSEEL BEWARE VICIOUS DOGS ON PREMISES BHASOBHA IZINJA EZIBUKHALI KULENDAWO

Beware Dog
 300 x 200 mm
 450 x 300 mm

S22

TOET/HOOT/ITHUTHA

U BETREE PERSEEL OP EIE RISIKO ENTERING PREMISES AT OWN RISK UKUNGENA KULENDAWO KUSEZANDLENI ZAKHO

KWAAI HONDE! VICIOUS DOGS! BHASOBHA IZINJA!

Beware Dog
 300 x 200 mm
 450 x 300 mm

TOILETS

T1



Men Toilets

190 x 190 mm
290 x 290 mm

T2



Ladies Toilets

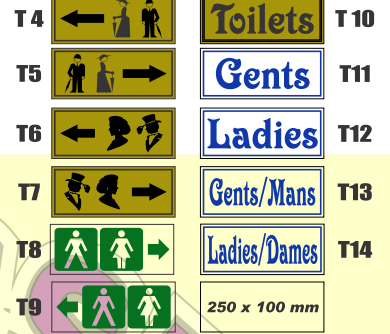
190 x 190 mm
290 x 290 mm

T3



Disabled Toilets

190 x 190 mm
290 x 290 mm



T15



Men Toilets

190 x 190 mm
290 x 290 mm

T16



Ladies Toilets

190 x 190 mm
290 x 290 mm

T17



Men Toilets

190 x 190 mm
290 x 290 mm

T18



Ladies Toilets

190 x 190 mm
290 x 290 mm

T19



Men Toilets

190 x 190 mm
290 x 290 mm

T20



Ladies Toilets

190 x 190 mm
290 x 290 mm

T21



Men Toilets

190 x 190 mm
290 x 290 mm

T22



Ladies Toilets

190 x 190 mm
290 x 290 mm

T23



Staff Only Men

190 x 190 mm
290 x 290 mm

T24



Staff Only Female

190 x 190 mm
290 x 290 mm

T25



Baby Room

190 x 190 mm
290 x 290 mm

T26



Toilet Notice

190 x 190 mm
290 x 290 mm

T27



Keep Toilet Clean

190 x 190 mm
290 x 290 mm

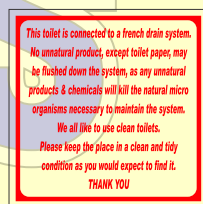
T28



Don't Waste Toilet Paper

190 x 190 mm
290 x 290 mm

T29



French Drain System

190 x 190 mm
290 x 290 mm

VEHICLES

V1

ABNORMAL/LOAD VRAG

Abnormal
1200 x 200 mm
1800 x 300 mm

V3

MAINTENANCE

Maintenance
1225 x 300 mm

V2

ABNORMAL

Abnormal
1200 x 200 mm
1800 x 300 mm

V4

RESERVED PARKING

Reserved Parking
1225 x 245 mm

V5



Speed Limit 30km/h
Sticker
150 x 150 mm
250 x 250 mm

V6



Speed Limit 80km/h
Sticker
150 x 150 mm
250 x 250 mm

V7



Speed Limit 100km/h
Sticker
150 x 150 mm
250 x 250 mm

V8



Caution Slow Moving
Sticker
250 x 250 mm

V9



Caution 22m Vehicle
Sticker
200 x 100 mm

V10



No Yellow Line Driving
Sticker
300 x 200 mm
450 x 300 mm

V11



Report Bad Driving
Sticker
300 x 200 mm
450 x 300 mm

V12



How Is My Driving?
Sticker
300 x 200 mm
450 x 300 mm

V13



Satellite Tracking
Sticker
100 x 100 mm
190 x 190 mm
290 x 290 mm

V14



Satellite Surveillance
Sticker
100 x 100 mm
190 x 190 mm
290 x 290 mm

V15



NO PASSENGERS
Sticker
400 x 50 mm

V17



NO GO WITH THESE DEFECTS
Sticker
90 x 90 mm

V18



Construction Vehicle
Sticker
400 x 150 mm

V19



No Passengers
Sticker
300 x 150 mm

V20



No Passengers
Sticker
300 x 150 mm

V21



ZA
Sticker
100 x 45 mm

V22



NAM
Sticker
100 x 45 mm

V23

DIESEL


Diesel
Sticker
90 x 15 mm
140 x 25 mm

V24



Yellow & Blue Triangle
Sticker
150 x 150 mm

V25



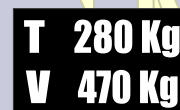
Red & Black T
Sticker
150 x 150 mm

V26



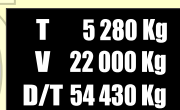
Learner Driver L
Sticker
250 x 200 mm

V27



Vehicle Weight Classification
Sticker
200 x 125 mm

V28



Vehicle Weight Classification
Sticker
200 x 125 mm

VEHICLES

V 29



Authorised Maintenance Only

Sticker
125 x 125 mm

V 30



Authorised Read Manual

Sticker
165 x 90 mm

V 31



Greasing Specifications

Sticker
55 x 15 mm

V 32



Danger !

Sticker
57 x 57 mm

V 33



Danger !

Sticker
70 x 60 mm


V 34



Check Bolts & Nuts

Sticker
140 x 40 mm

V 35



Oil

Sticker
135 x 47 mm

V 36



Danger Stay Clear When Tipping

Sticker
200 x 50 mm

V 37



Welding With Electricity Forbidden

Sticker
125 x 30 mm

V 38



Check Oil Level Daily

Sticker
100 x 50 mm

V 39



Beware Rotating Screws

Sticker
120 x 100 mm

V 40



Hazardous Material

Sticker
700 x 400 mm

V 41



Non-Hazardous Material

Sticker
700 x 400 mm

V 42



Check Your Vehicle

600 x 600 mm
925 x 925 mm

V 43



Check Your Vehicle

600 x 600 mm
925 x 925 mm

SIGNS

ALL TYPE

BUSINESS

- B 1a PRIVATE
- B 1b Rest Room
- B 1c Laboratory
- B 1d Stationery
- B 1e Boardroom
- B 1f Raadsaal
- B 1g Ontvangs
- B 1h Reception
- B 1i Kitchen
- B 1j Copy Room
- B 1k Store Room
- B 1l Canteen
- B 1m Offices
- B 1n Warehouse

Plaques
400 x 90 mm

B 2



Deliveries
450 x 300 mm
600 x 400 mm

B 3



Reception
450 x 300 mm
600 x 400 mm

B 4



Reception
450 x 300 mm
600 x 400 mm

B 5



Secretary
190 x 190 mm
290 x 290 mm

B 6



Pay Here
190 x 190 mm
290 x 290 mm

B 7



Pay Here
190 x 190 mm
290 x 290 mm

B 8



No Credit
190 x 190 mm
290 x 290 mm

B 9



Pay Here
300 x 200 mm
450 x 300 mm

B 10



Pay Here
300 x 200 mm
450 x 300 mm

B 11



V.A.T. Excluded
300 x 200 mm
450 x 300 mm

B 12



Check Your Change
300 x 200 mm
450 x 300 mm

B 13



Sorry - No Cheques
300 x 200 mm
450 x 300 mm

B 14



No Cheques Accepted
300 x 200 mm
450 x 300 mm

B 15



Voetstoots
290 x 290 mm
400 x 400 mm

B 16



Owners Risk
290 x 290 mm
400 x 400 mm

B 17



Emergency Telephone List
290 x 290 mm
400 x 400 mm
600 x 600 mm

B 18



In Case Of Emergency
300 x 200 mm
450 x 300 mm

B 19



Emergency Telephone Numbers
300 x 200 mm
450 x 300 mm

B 20



Storage Charges
300 x 200 mm
450 x 300 mm

MINES

MI 1



Explosives Magazine

290 x 290 mm
440 x 440 mm
625 X 625 mm

MI 2



No Entry Sinkholes

290 x 290 mm
600 x 600 mm
925 X 925 mm

MI 3



Mine Property

290 x 290 mm
440 x 440 mm
600 X 600 mm
925 x 925 mm

MI 4



Redundant Area

440 x 440 mm
600 X 600 mm
925 x 925 mm

MI 5



Restricted Area

925 x 925 mm

MI 6



Special Area

925 x 925 mm

MI 7



Danger Blasting

925 x 925 mm

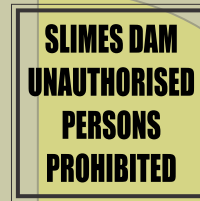
MI 8



Siding

600 X 600 mm
925 x 925 mm

MI 9



Slimes Dam

600 X 600 mm
925 x 925 mm

MI 10



Caution Red Flag

900 x 600 mm

MI 11



Equipment Faulty

450 X 300 mm
600 x 400 mm

MI 12



No Swimming No Drinking Water

600 X 400 mm
900 x 600 mm

MI 13



Dipped Lights No Cellphone

900 x 600 mm

MI 14



Safety Belts Compulsory

900 x 600 mm

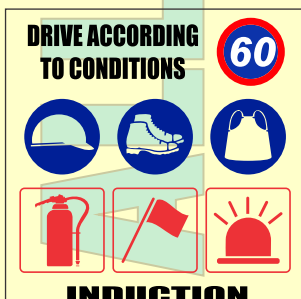
MI 15



Plant In Operation PPE

1140 x 190 mm

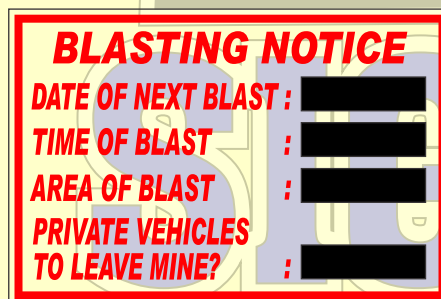
MI 16



Drive According To Conditions

925 x 925 mm

MI 17



Blasting Notice

600 x 400 mm
900 x 600 mm
1200 x 800 mm

MI 18



Dangerous Crossing

600 x 400 mm
900 x 600 mm
1200 x 800 mm

MI 19

DAILY CHECKLIST FOR ALL SHIFTS

1. CHECK AND TOP UP OIL
2. CHECK OIL PRESSURE
3. CHECK V-BELT TENSION AND CONDITION
4. CHECK OIL PUMP V-BELTS AND CONDITION
5. TIGHTEN GLAND NUTS AS REQUIRED
6. TIGHTEN OIL STOP HEADS AS REQUIRED
7. CHECK COUPLING BOLTS IF TIGHT
8. CLEAN PANELS AND PUMP
9. WASH PUMP FLOORS

Daily Checklists For All Shifts

600 x 600 mm
900 x 900 mm
1200 x 1200 mm

MI 20

SERVICE AND MAINTENANCE ALL SHIFTS

1. PUMP WILL BE INSPECTED EVERY 15MIN TO SEE IF PUMP SLIMES. IF PUMP SLIMES AND GLAND NUTS ARE AT MAXIMUM THE PUMP WILL BE STOPPED. EVEN IF THE DAM IS AT 100% AND FLOW IS GOOD YOU WILL STOP AND CHANGE PACKING.
2. STOP PUMP AND OPEN PRESSURE RELIEVE VALVE.
3. REMOVE NUTS AND VALVES ECT.
4. INSPECT VALVES AND VALVE SEATS, GASKETS AND SPRING CONDITIONS.
5. INSPECT FLUID AND CONDITION.
6. REPLACE PARTS THAT ARE DAMAGED.
7. IF YOU CHANGE PACKING, PUT GREASE IN THE PACKING.
8. PUT ALL BACK TOGETHER AGAIN.
9. PUT GREASE ON ALL THE THREADED PARTS.

Service And Maintenance All Shifts

600 x 600 mm
900 x 900 mm
1200 x 1200 mm

MI 21

4 STEPS TO SAFETY

- 1) IS THIS A DANGEROUS SITUATION?
- 2) ARE THE MEN DOING ANYTHING DANGEROUS?
- 3) ARE THERE TOOLS OR EQUIPMENT HERE THAT ARE DANGEROUS?
- 4) WHAT AM I GOING TO DO ABOUT IT NOW?

4 Steps To Safety

600 x 600 mm
900 x 900 mm
1200 x 1200 mm

MI 22

4 STAPPE TOT VEILIGHEID

- 1) IS DIT 'N GEVAARLIKE SITUASIE?
- 2) DOEN DIE WERKERS ENIGE IETS GEVAARLIKS?
- 3) IS DIE TOERUSTING WAT HIER IS GEVAARLIK?
- 4) WAT GAAN EK NOU AAN DIE SITUASIE DOEN?

4 Stappe Tot Veiligheid

600 x 600 mm
900 x 900 mm
1200 x 1200 mm

MI 23

LO NDLELA KA LO VIMBELA LO NGOZI

- 1) LO NDAWO LO YENA NGOZI?
- 2) LO MADODA YENA YENZA LO INTO YENA NGOZI?
- 3) YENA KHONA NA LO MPAHLA LO YENA NGOZI LAPHA?
- 4) HINI MINA AZI YENZA MANJE KA LO LUNGIZA LO NGOZI?

4 Steps To Safety OTHER

600 x 600 mm
900 x 900 mm
1200 x 1200 mm

MI 24

SECTION 22

EVERY EMPLOYEE AT OUR MINE MUST:

- 1) PROTECT THEIR OWN HEALTH & SAFETY.
- 2) PROTECT THE HEALTH AND SAFETY OF OTHER PERSONS.
- 3) USE AND CARE FOR ALL EQUIPMENT SUPPLIED FOR HEALTH AND SAFETY.
- 4) REPORT PROMPTLY ANY HAZARD WHICH YOU CANNOT FIX IMMEDIATELY.
- 5) CO-OPERATE WITH ANY PERSON IN COMPLIANCE WITH THIS ACT.
- 6) COMPLY WITH ALL HEALTH AND SAFETY MEASURES.

Section 22 Every Employee Must

600 x 600 mm
900 x 900 mm
1200 x 1200 mm

MI 25

ZONKE BASEBENZI LAPHA MAYINI YENA FANELA:

- 1) VIMBELA LO MPIOLO KAWENA.
- 2) VIMBELA LO NGOZI LAPA KALO MUNYE BASEBENZI.
- 3) SEBENZISA ZONKE LO MPAHLA KA LO VIMBELA LO NGOZI, FUTU WENA PASOPA YENA.
- 4) LUNGISA NOKO REPORTA WAN SKAT LO YINTO LO WENA BUKA LO YENA AZI ENZA NGOZI.
- 5) SEBENZA KALO BAPATHI KU HAMBELANA NALO MTETHO.
- 6) SEBENZISA LO MTETHO KA LO VIMBELA LO NGOZI.

Section 22 Every Employee Must OTHER

600 x 600 mm
900 x 900 mm
1200 x 1200 mm

MINES

MI 26

DIESEL STORAGE AREA

TANK 1 : 108 000L
TANK 2 : 88 000L

HIGHLY FLAMMABLE  NO SMOKING  NO OPEN FLAME 

FLASH POINT: CLOSED CUP 65.9°C (150.6°F)
OPEN CUP 52°C (125.6°F)

PPE  

MSDS: AVAILABLE FROM EQUIPMENT MANAGER OR EQUIPMENT PLANNING OFFICER

Diesel Storage Area

800 x 600 mm

MI 27

TRANSMISSION AC - 1 STORAGE TANK

VOLUME : 4500L

NO SMOKING  NO OPEN FLAME 

FLASH POINT: CLOSED CUP 169°C (334.4°F)

PPE  

MSDS: AVAILABLE FROM EQUIPMENT MANAGER OR EQUIPMENT PLANNING OFFICER

Transmission AC-3 Storage Tank

STICKER
500 x 400 mm

MI 28

TRANSMISSION AC - 3 STORAGE TANK

VOLUME : 2 200L

NO SMOKING  NO OPEN FLAME 

FLASH POINT: CLOSED CUP 220°C (428°F)

PPE  

MSDS: AVAILABLE FROM EQUIPMENT MANAGER OR EQUIPMENT PLANNING OFFICER

Transmission AC-3 Storage Tank

STICKER
500 x 400 mm

MI 29

TRANSMISSION AC - 5 STORAGE TANK

VOLUME : 2 200L

NO SMOKING  NO OPEN FLAME 

FLASH POINT: CLOSED CUP 204°C (399.2°F)

PPE  

MSDA: AVAILABLE FROM EQUIPMENT MANAGER OR EQUIPMENT PLANNING OFFICER

Transmission AC-5 Storage Tank

STICKER
500 x 400 mm

MI 30

TRANS TM 80W90 STORAGE TANK

VOLUME : 2 200L

NO SMOKING  NO OPEN FLAME 

FLASH POINT: CLOSED CUP 170°C (338°F)

PPE   

MSDS: AVAILABLE FROM EQUIPMENT MANAGER OR EQUIPMENT PLANNING OFFICER

Trans TM 80W90 Storage Tank

STICKER
500 x 400 mm

MI 31

TRANS TM 85W140 STORAGE TANK

VOLUME : 2 200L

NO SMOKING  NO OPEN FLAME 

FLASH POINT: CLOSED CUP 180°C (356°F)

PPE   

MSDS: AVAILABLE FROM EQUIPMENT MANAGER OR EQUIPMENT PLANNING OFFICER

Trans TM 85W140 Storage Tank

STICKER
500 x 400 mm

MI 32

ANTIFREEZE / COOLANT STORAGE TANK

VOLUME : 2 200L

NO SMOKING  NO OPEN FLAME 

FLASH POINT: CLOSED CUP 116°C (240.8°F)
OPEN CUP 110°C (230°F)

PPE  

MSDS: AVAILABLE FROM EQUIPMENT MANAGER OR EQUIPMENT PLANNING OFFICER

Antifreeze / Coolant Storage Tank

STICKER
500 x 400 mm

MI 33

AZOLLA ZS 68 STORAGE TANK

VOLUME : 2 200L

HIGHLY FLAMMABLE  NO SMOKING  NO OPEN FLAME 

FLASH POINT: CLOSED CUP 20.4°C (39.2°F)

PPE  

MSDS: AVAILABLE FROM EQUIPMENT MANAGER OR EQUIPMENT PLANNING OFFICER

Azolla ZS68 Storage Tank

STICKER
500 x 400 mm

MI 34

RUBIA TIR 7 400 STORAGE TANK

VOLUME : 9 000L

NO SMOKING  NO OPEN FLAME 

FLASH POINT: CLOSED CUP 200°C (392°F)

PPE   

MSDS: AVAILABLE FROM EQUIPMENT MANAGER OR EQUIPMENT PLANNING OFFICER

Rubia Tir 7 400 Storage Tank

STICKER
500 x 400 mm

MI 35

USED OIL STORAGE TANK

VOLUME : 10 000L

HIGHLY FLAMMABLE  NO SMOKING  NO OPEN FLAME 

PPE  

REPORT ALL SPILLS AND INFORM THE EQUIPMENT MANAGER OR EQUIPMENT PLANNING MANAGER SO THAT CLEAN UP CAN BE ARRANGED

Used oil Storage Tank

STICKER
500 x 400 mm

MI 36

FLUID ATD STORAGE TANK

VOLUME : 2 200L

HIGHLY FLAMMABLE  NO SMOKING  NO OPEN FLAME 

FLASH POINT: CLOSED CUP 170°C (338°F)

PPE   

MSDS: AVAILABLE FROM EQUIPMENT MANAGER OR EQUIPMENT PLANNING OFFICER

Fluid ATD Storage Tank

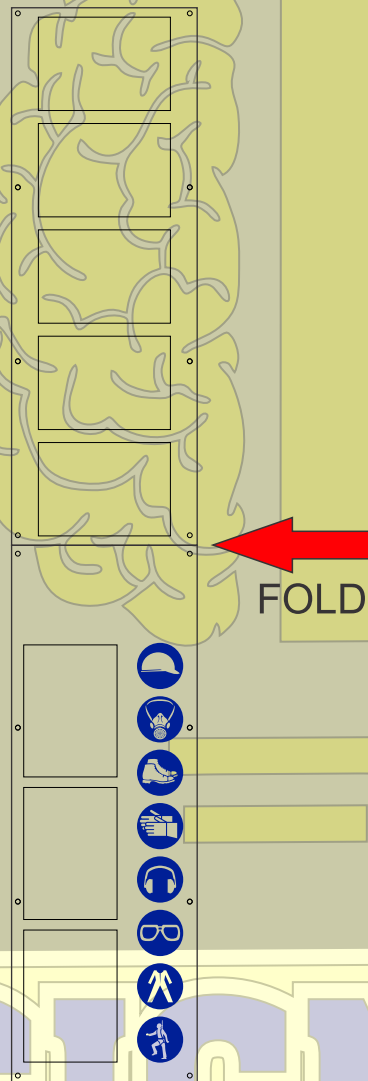
STICKER
500 x 400 mm

PVC & POCKET BANNER

full colour digital print eyelids x16 & seethru pockets

460 X 2660 mm

Folded to 1330 mm



PVC 1

SOLD IN PAIRS

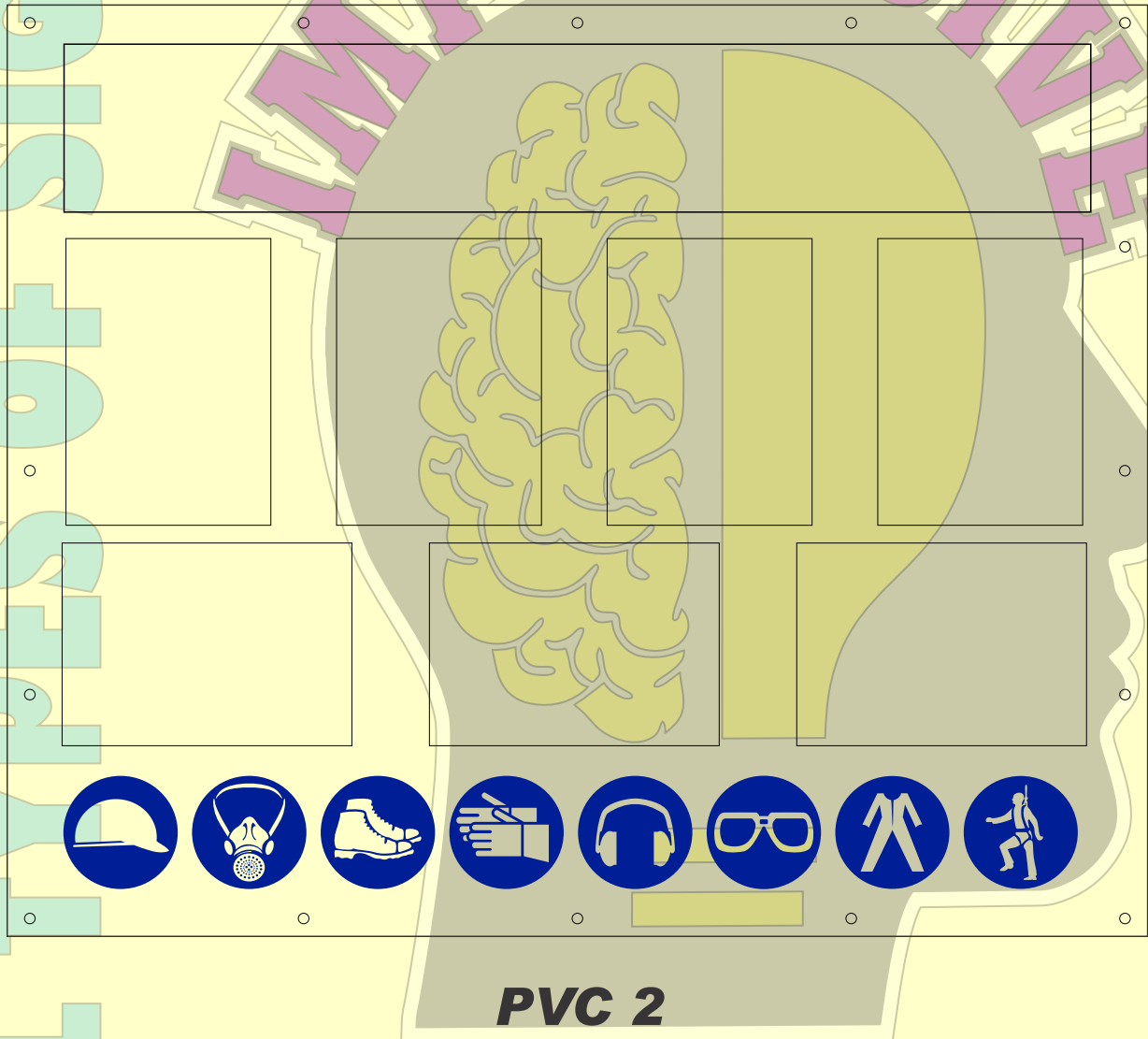
ALL TYPES OF SIGNS

IMPROVE YOUR SIGN
SIGNS

PVC & POCKET BANNER

full colour digital print eyelids x16 & seethru pockets

1225 X 1000 mm



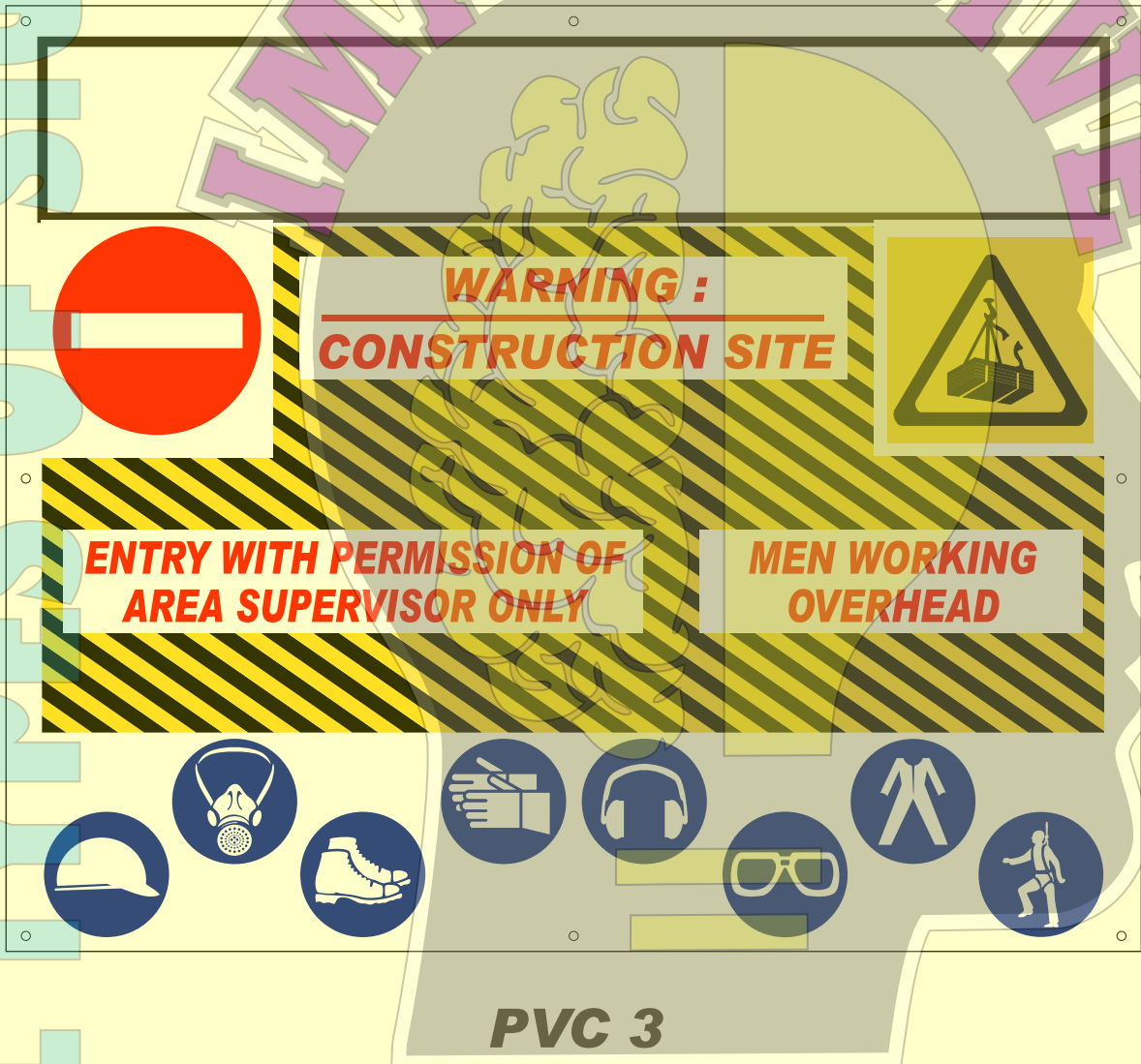
ALL TYPES OF SIGNS

SIGNS

PVC SAFETY BANNER

full colour digital print includes eyelids x 8

1000 X 830 mm



ALL TYPES OF SIGNS

SIGNS

CHROMODECK SIGNAGE

full colour digital print including clear protective cover

1225 X 1000 mm

CONSTRUCTION MANAGER 	SITE MANAGER
SITE SUPERVISOR 	SITE SUPERVISORS
SAFETY OFFICER 	FIRST AIDER
HOURS WITHOUT LTI/DI 	TARGET HOURS
DATE OF LAST LTI/DI ACC. 	LTI/DI FREQUENCY RATE

ORDER CODE:

CHR 1

SIGNS

ASSORTED SIGNS

AS 1

<p>SEKERHEIDS- GEBIED</p> <p>GEEN ONGEMAGTIGDE TOEGANG</p> <p>PERMIT BY ONTVANGS</p>    	<p>SECURITY AREA</p> <p>NO UNAUTHORISED ENTRY</p> <p>PERMIT AT RECEPTION</p>
---	---

DECLARATION OF ALL PROPERTY
AND GOODS REQUIRED.
PERSONS & VEHICLES LIABLE
TO SEARCH

ALLE EIENDOM EN GOEDERE MOET
VERKLAAR WORD.
PERSONE & VOERTUIG IS ONDER-
WORPE AAN DEURSOEKING

IDENTITY CARDS MUST BE WORN

<p>TOEGANG OP EIE RISIKO</p> 	<p>ENTRY AT OWN RISK</p>
--	----------------------------------

IDENTITEITSKAARTE VERPLIGTEND

600 x 1200 mm

AS 2

**BRANDBEHEER
GEBIED**




**FIRE CONTROL
AREA**

440 x 440 mm
600 x 600 mm

AS 3



ACCIDENTS

The New Standard

440 x 440 mm
600 x 600 mm

AS 4



**BREATHING APPARATUS
ASEMHALINGSAPARAAT**

440 x 440 mm
600 x 600 mm

AS 5



**KILLER
ON THE LOOSE**

440 x 440 mm
600 x 600 mm

AS 6



**OBVIOUS hazards can
cause SURPRISE falls.**

440 x 440 mm
600 x 600 mm

AS 7



**CARELESS FOOLS GET
CARRIED AWAY !**

440 x 440 mm
600 x 600 mm


AS 8



**IF IN DOUBT, CONSULT
YOUR SUPERVISOR**

440 x 440 mm
600 x 600 mm


AS 9



**SHORT-CUTS CAN
CUT LIVES SHORT**

440 x 440 mm
600 x 600 mm

AS 10



**REPLACE GUARDS...
We don't want to replace you.**

440 x 440 mm
600 x 600 mm

AS 11



**DEATH LURKS IN
CONFINED SPACES**

440 x 440 mm
600 x 600 mm

ASSORTED SIGNS

AS 12



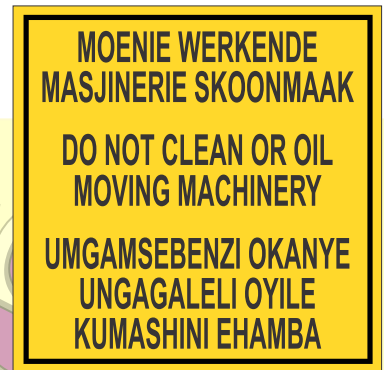
440 x 440 mm
600 x 600 mm

AS 13



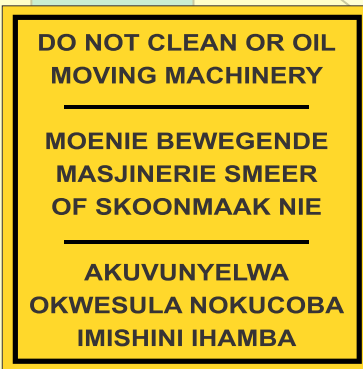
440 x 440 mm
600 x 600 mm

AS 14



440 x 440 mm
600 x 600 mm

AS 15



440 x 440 mm
600 x 600 mm

AS 16



440 x 440 mm
600 x 600 mm

AS 17



440 x 440 mm
600 x 600 mm

AS 18



440 x 440 mm
600 x 600 mm

AS 19



440 x 440 mm
600 x 600 mm

AS 20



440 x 440 mm
600 x 600 mm

AS 21



440 x 440 mm
600 x 600 mm

AS 22



440 x 440 mm
600 x 600 mm


AS 23



440 x 440 mm
600 x 600 mm

ASSORTED SIGNS


AS 24



Plumbing Colour Codes

450 x 300 mm
600 x 400 mm

AS 25



Daily Stock Control Chart

450 x 300 mm
600 x 400 mm

AS 26



Danger - No Loose Clothing

290 x 290 mm

AS 27



Emergency Shut Off Valve

500 x 300 mm

AS 28



Emergency Assembly Point

440 x 440 mm

AS 29



Pool Chemical Storage

300 X 200 mm

AS 30



Pool Prohibitive

440 X 320 mm

AS 31



Swimming Pool Safety Rules

300 x 400 mm
600 x 800 mm

AS 32



Keep Gate Closed

300 x 200 mm

AS 33



Pool Hours

440 x 440 mm

AS 34



Disclaimer - Right Of Admission

400 X 400 mm

AS 35



Emergency Phone List

400 X 400 mm

AS 36



No Lifeguard On Duty

1000 X 700 mm

SIGNS