

# RETRACTABLE PERGOLAS BROCHURE

FLAT  
PITCHED  
CURVED

# Retractable Pergola FUSION

FUSION is a best-seller model due to the versatility, and the simplistic design with straight lines. This model can cover areas up to 97m<sup>2</sup>, with maximum width of 1300cm and projection of up to 750cm per unit. This is an inclined pergola, and provides a water tight solution with an inclination of around 15%.

The gutter is integrated in the frontal beam, and is drained through the pillars. FUSION is always attached to a wall or a structural support at the back. It is motorized with Somfy Sunilus motor and equipped with LED "eye" lights on the tubes, which have 'on', 'off' and 'dim' function via remote control.

All pergolas are powder coated in any RAL, matt or textured finish, according to Qualicoat standards, ensuring a durable and high-quality result. The entire RAL colour range is available upon request.



## PRODUCT DETAILS

- > Maximum dimensions per module 1300X750
- > Beam 13X13
- > Pillars 13X13 or 6,5X13


- > Sunblock blackout canvas by Dickson
- > Somfy Sunilus motor with remote control
- > LED "eye" lights controlled by Somfy io remote

- > Awning protection cover
- > Drainage through the pillars
- > Curved canvas for maximum rain protection

## COLOR RANGE



Wall mounted Version



Cantilever Version

# Retractable pergola **EXTEND**

EXTEND is the reinforced, larger version of FUSION, allowing one to reach a maximum projection of 1000cm. The total coverage can therefore increase up to 130m<sup>2</sup> per single unit. This provides a veritable smorgasbord of possible solutions, especially for commercial outdoor venues such as hotels, restaurants, cafes etc.

The roof of this model has an ideal inclination of around 15% to optimise water drainage. The frontal beam and pillars can either be made of aluminium or steel, depending on the structural demands.

The Dixon Sunblock canvas offers a unique shading result and water protection, when at the same time it effectively deflects around 89% of the external temperature. The retractable roof is motorized with Somfy io motors. LED lights on the tubes are also available, and controlled with the same Somfy remote control unit as the motor.



## PRODUCT DETAILS

- > Maximum dimensions per module 1300X1000
- > Beam 13X13
- > Pillars 13X13

- > Sunblock blackout canvas by Dickson
- > Somfy Sunilus motor with remote control
- > LED "eye" lights controlled by Somfy io remote

- > Awning protection cover
- > Drainage through the pillars
- > Curved canvas for maximum rain protection

## COLOR RANGE



# Retractable Pergola CURVA

CURVA is a beautiful pergola with arched runners in a minimalist design. The classic element of the arched roof makes it suitable for use with more classical, as well as for more contemporary architecture. Versatility is further enhanced with the fact that there is no restriction on the radius of the arch, which can be varied according to the needs of the client.

Able to have a projection of up to 600 cm, with the possibility of using either the wall mounted version, or cantilever version, depending on the client's personal requirements.

High quality Dixon Sunblock is specified as the standard covering, but a number of alternative options are available from Dixon, France.

Somfy io motors are standard for all models, and is fully controlled via Somfy remote. In addition, a host of other optional items will enhance the CURVA, allowing you to create an ideal outdoor living space.



## PRODUCT DETAILS

- > Maximum dimensions per module 1300X600
- > Beam 13X13
- > Pillars 13X13 or 6,5X13


- > Sunblock blackout canvas by Dickson
- > Somfy Sunilus motor with remote control
- > LED "eye" lights controlled by Somfy io remote

- > Awning protection cover
- > Drainage through the pillars
- > Curved canvas for maximum rain protection

## COLOR RANGE



Wall mounted Version



Cantilever Version

# Retractable Pergola MOON

MOON is a highly developed, technically advanced, contemporary structure, designed to suit both private or commercial installations.

A sturdy, aluminium perimeter beam, measuring 36 mm in width, integrates both the runners and a surround gutter, providing structural integrity, great functionality, and an exceptional aesthetic and romantic appeal.

Somfy Sunilus motors are the preferred drive system while canvass support tubes can be fitted with dimmable 'eye' LED mini spotlights, allowing the user to create the desired ambiance at night.

Like all our pergolas, MOON is powder coated to Qualicoat standards, available in any RAL colour, in either matt, gloss or textured finish upon request.




## PRODUCT DETAILS

- > Maximum dimensions per module 600X600
- > Beam 36X13
- > Pillars 13X13

- > Sunblock blackout canvas by Dickson
- > Somfy Sunilus motor with remote control
- > LED "eye" lights controlled by Somfy io remote

- > Awning protection cover
- > Drainage through the pillars
- > Curved canvas for maximum rain protection

## COLOR RANGE



# RETRACTABLE PERGOLAS BROCHURE



## HEAD OFFICES

KONSTANTINOPOLEOS 61  
13675 - ACHARNES (Athens)  
GREECE  
+30 210 2389999  
miba@miba.gr  
www.miba.gr

---

## GCC BRANCH

DWC FREE ZONE  
DUBAI - UAE  
+971 52 1378228  
info@shadingoutdoors.com  
www.shadingoutdoors.com

---

## GERMANY BRANCH

Prodan Ivanov  
+49 1575 1112045  
germany@miba.gr

---

## BELGIUM BRANCH

DHD - Jean Papageorgiou  
+32 4759 15883  
belgium@miba.gr

---

## IBERIAN PENINSULA BRANCH

Luca Mainardi  
+34 6196 24628  
iberia@miba.gr

---

## SUB-SAHARA AFRICA & INDIAN OCEAN ISLANDS BRANCH

The Outdoor Genie  
+27 81541 2682  
hello@outdoorgenie.co.za  
www.outdoorgenie.co.za