


ERAY TECHNOLOGIES

MOBILE APPLICATION FOR YOUR BUSINESS



WHO ARE WE?

- ERAY Technologies is an Information and Communication Technology (ICT) Company based in South Africa, focusing on Information Technology (IT), dedicated to providing innovation through technology to drive sustainable development in society.
- Our service offerings include Mobile Applications, Software Development and Maintenance, Web Applications & Design, Search Engine Optimization, IT Training and more...
- Our benefit to customers is to deliver competitive products with quality, having the most cost-effective solutions and guaranteeing a faster time-to market amongst others.

ERAY TECHNOLOGIES

VISION

- To become a global partner providing cost-effective solutions through innovative technology, to individuals and broad based customers.

MISSION

- To be locally competitive in providing technology-enabled business solutions and services. We are constantly striving to empower businesses with effective tools through technology, to boost economic growth.

OBJECTIVE

- To become the leading IT services company within the next 5 years.

WHAT DO WE DO?

DESIGN



MOBILE APP DEVELOPMENT



BUSINESS CONSULTING



SEARCH MARKETING



WEB DEVELOPMENT



SEARCH ENGINE OPTIMIZATION



WEB ANALYTICS



CRM



SOCIAL MEDIA



ASK YOURSELF....

1. When was the last time a customer took a picture of your product with your website?
2. When was the last time your website notified a potential customer of a sale as they walked by your shop?
3. When was the last time your website told you how a customer felt when they saw your product for the first time?
4. When was the last time your site notified customers of new products?
5. When was the last time your site adjusted the price of an item based on a customer's social influence?
6. When was the last time a customer tried your product on, virtually on your site?




BENEFITS OF A MOBILE APP

- ✓ Communication
- ✓ Company knowledge
- ✓ Company Ratings
- ✓ Personalized Push Notifications
- ✓ Increase purchases
- ✓ Comments
- ✓ Feedback
- ✓ Usage metrics
- ✓ Trust in brands
- ✓ Credibility
- ✓ Responsiveness




MOBILE APP LOOK AND FEEL

- Home Page displayed once the App is launched
- Multiple pictures can be displayed on the Home Page with animation effect
- Choice of colors and layout
- Call, SMS and Email selection on this page, allowing customers to easily contact your business by a click of a button.
- Social media platforms, example Facebook, Twitter, Instagram accounts linked to App



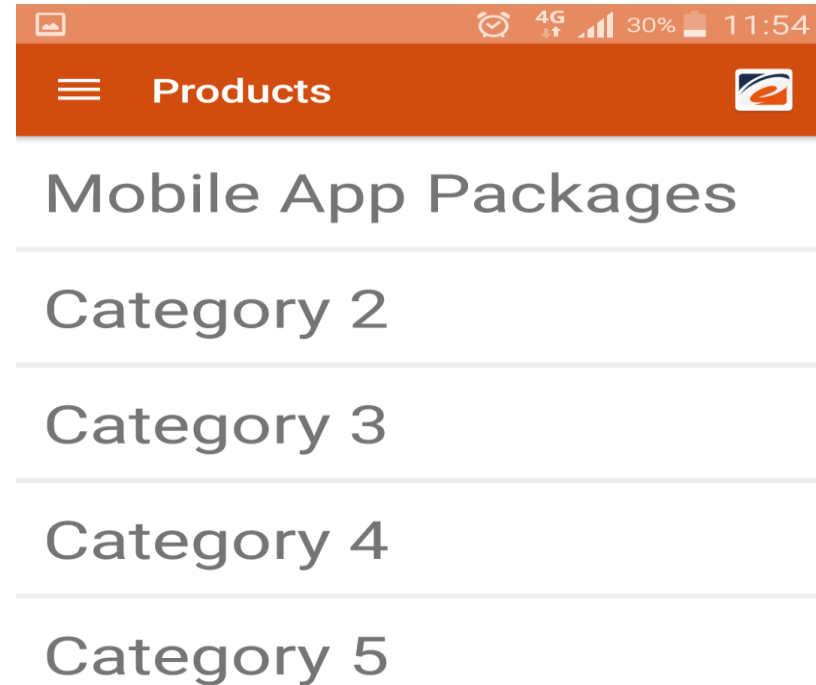
MOBILE APP LOOK AND FEEL

- All Menu items displayed by selecting the Menu icon
- Additional menu items can be added from the Admin Panel
- Up to 100 screens can accommodated on the App
- Let's drill down into the Products, Messages, Contacts, Inquiry and Feedback menu items...



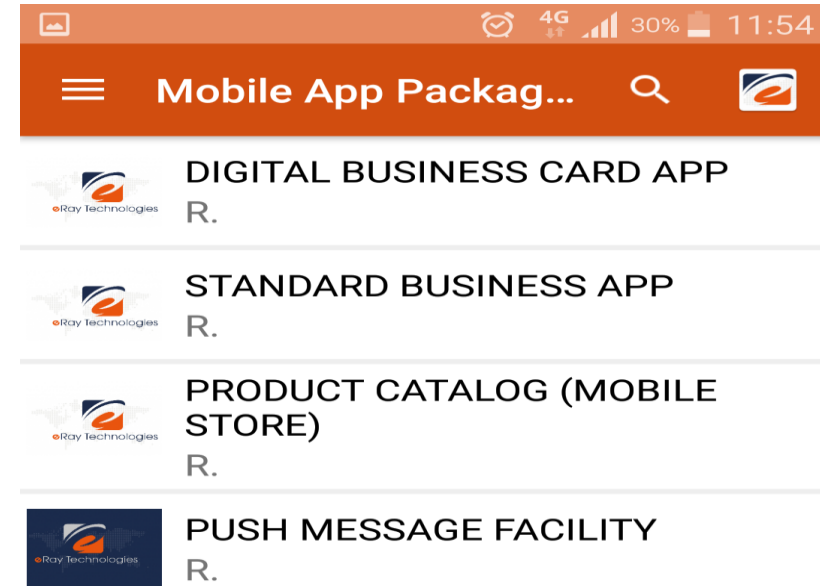
MOBILE APP LOOK AND FEEL

- Product Page, displays all Categories
- Up to 500 Categories can be added to this list from the Admin Panel



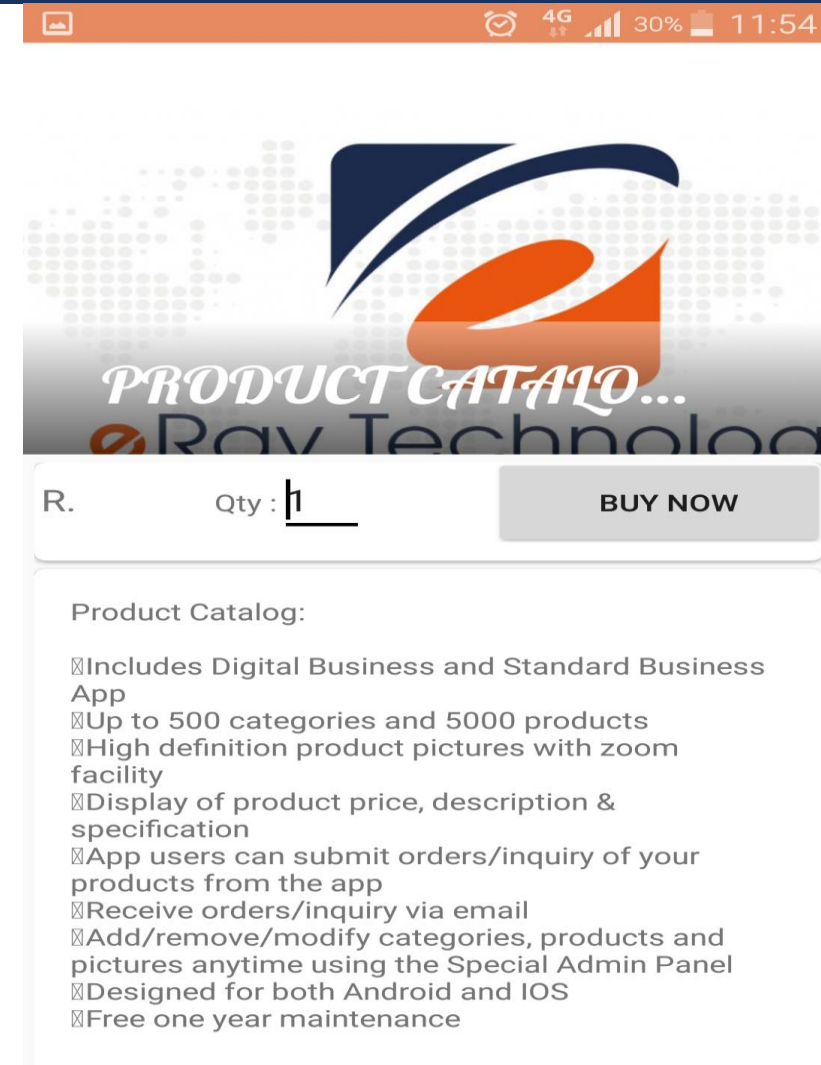
MOBILE APP LOOK AND FEEL

- Mobile App Packages Category selected. Seen here are the various packages under this Category
- Up to 5000 products can be added to the Product list from the Admin Panel
- High Definition picture for each product supported with zoom facility




MOBILE APP LOOK AND FEEL

- Under each product the following are displayed:
 - HD picture of the product
 - The cost, quantity and Buy Now option
 - Full description of the product
- Products, pictures, description can be added, modified or deleted via the Admin Panel



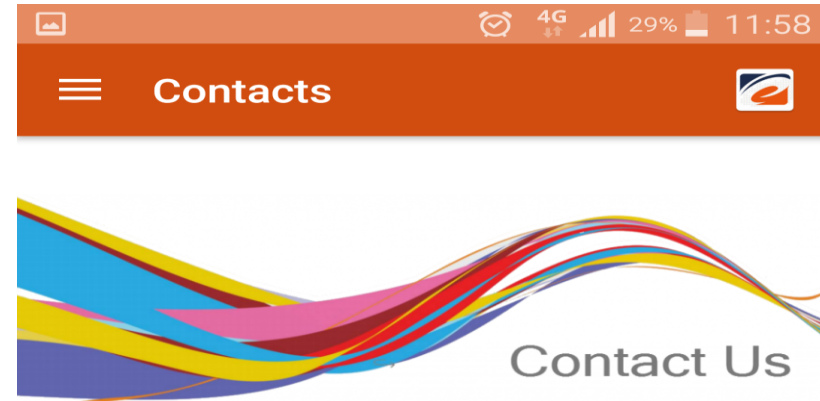
MOBILE APP LOOK AND FEEL

- Under Message menu, message history displayed for all App users
- Admin can send push notifications to all App users promoting your product or service
- Text and picture messages can be pushed to all App users



MOBILE APP LOOK AND FEEL

- Contacts menu indicates the office location and contact information
- Map navigation facility included allowing customers to easily locate your office



Headquarters

2, Vieira Road, Amorosa Roodepoort,
Johannesburg, South Africa, 1724

Contact Us

Contact No: +27 794964709

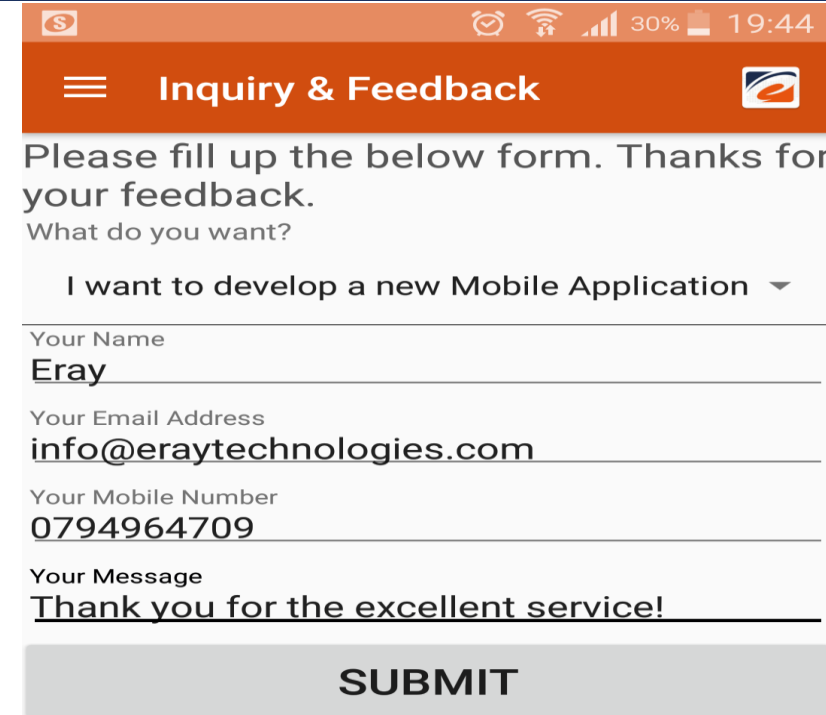
E-mail: info@eraytechnologies.com

Support: support@eraytechnologies.com

Sales: sales@eraytechnologies.com

MOBILE APP LOOK AND FEEL

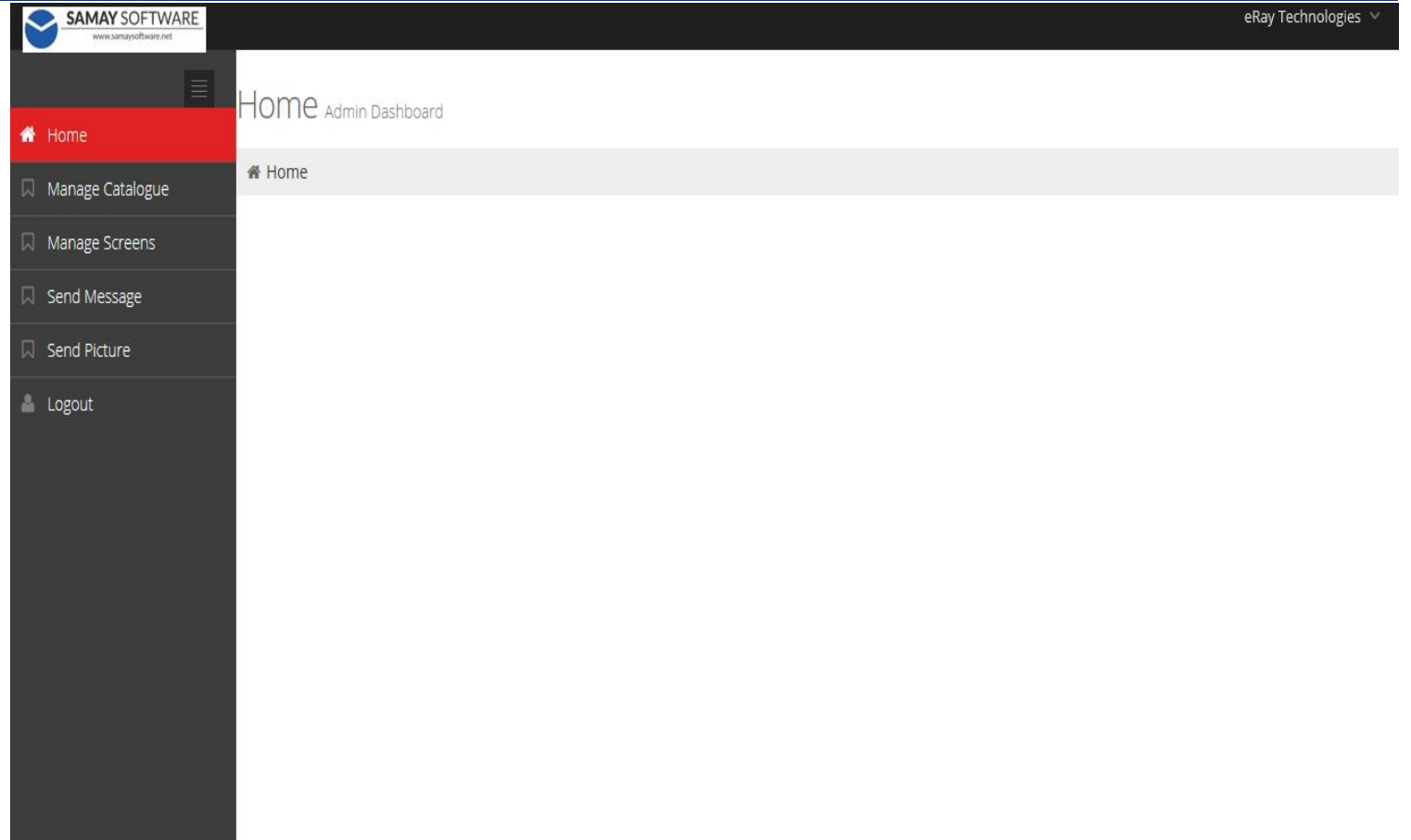
- Inquiry & Feedback menu enables customers to submit an inquiry via a dropdown list and also provide feedback on the service or product offering
- The slides to follow will showcase the Admin Panel for managing your Mobile App



The screenshot shows a mobile application interface for an 'Inquiry & Feedback' form. At the top, there is an orange header with a hamburger menu icon on the left, the text 'Inquiry & Feedback' in the center, and a logo on the right. Below the header, the form contains the following elements: a status bar at the top with icons for signal, Wi-Fi, battery (30%), and time (19:44); a text prompt 'Please fill up the below form. Thanks for your feedback.'; a question 'What do you want?'; a dropdown menu with the selected option 'I want to develop a new Mobile Application'; a text input field for 'Your Name' with the value 'Eray'; a text input field for 'Your Email Address' with the value 'info@eraytechnologies.com'; a text input field for 'Your Mobile Number' with the value '0794964709'; a text input field for 'Your Message' with the value 'Thank you for the excellent service!'; and a large grey 'SUBMIT' button at the bottom.

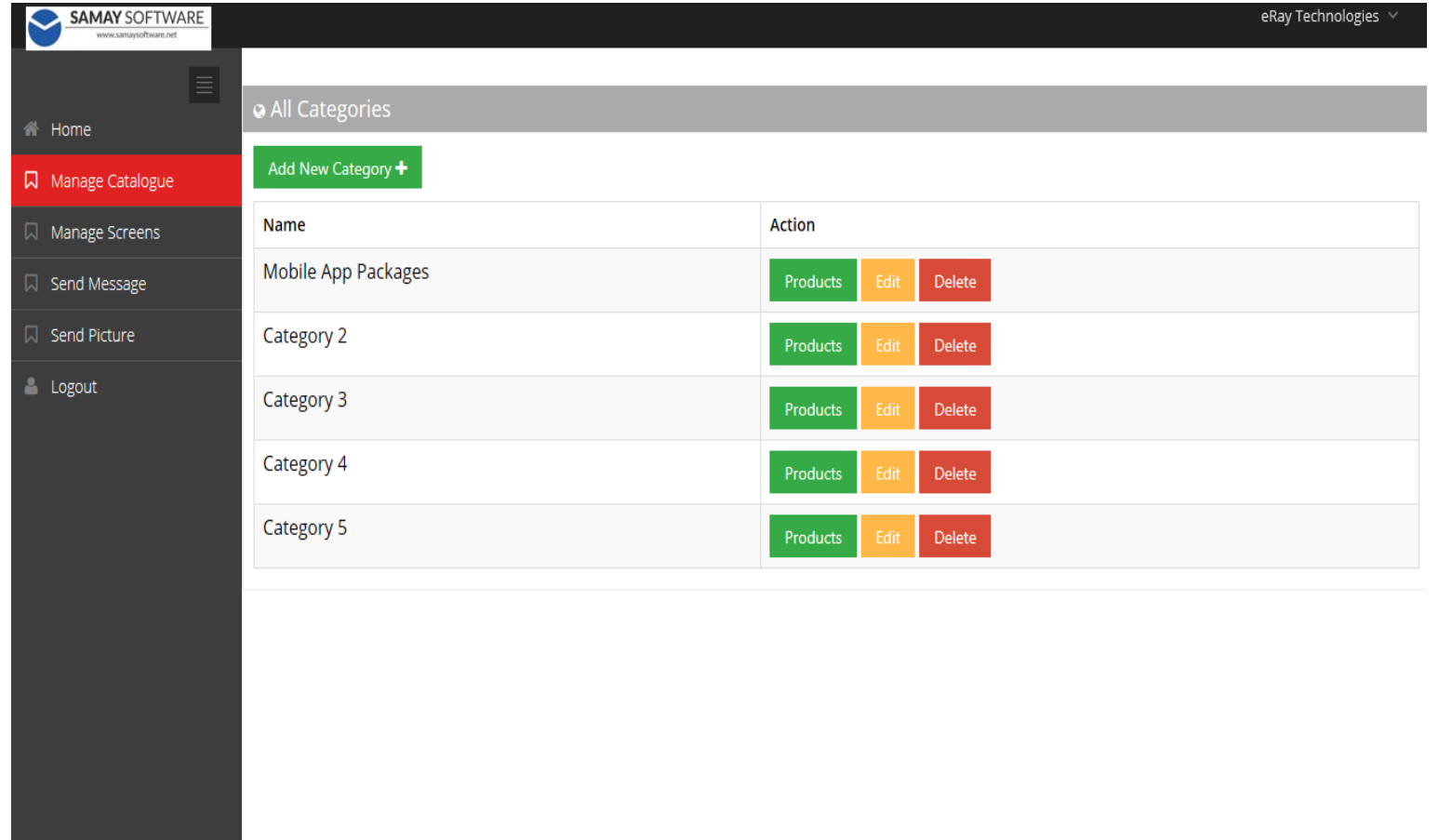
ADMIN PANEL LOOK AND FEEL

- Administration Panel can be seen as follows.
- Manage catalogues, screens and send push notifications



ADMIN PANEL LOOK AND FEEL

- Manage Catalogue menu: add, delete or edit each category
- The next slide shows the window when Products tab is selected

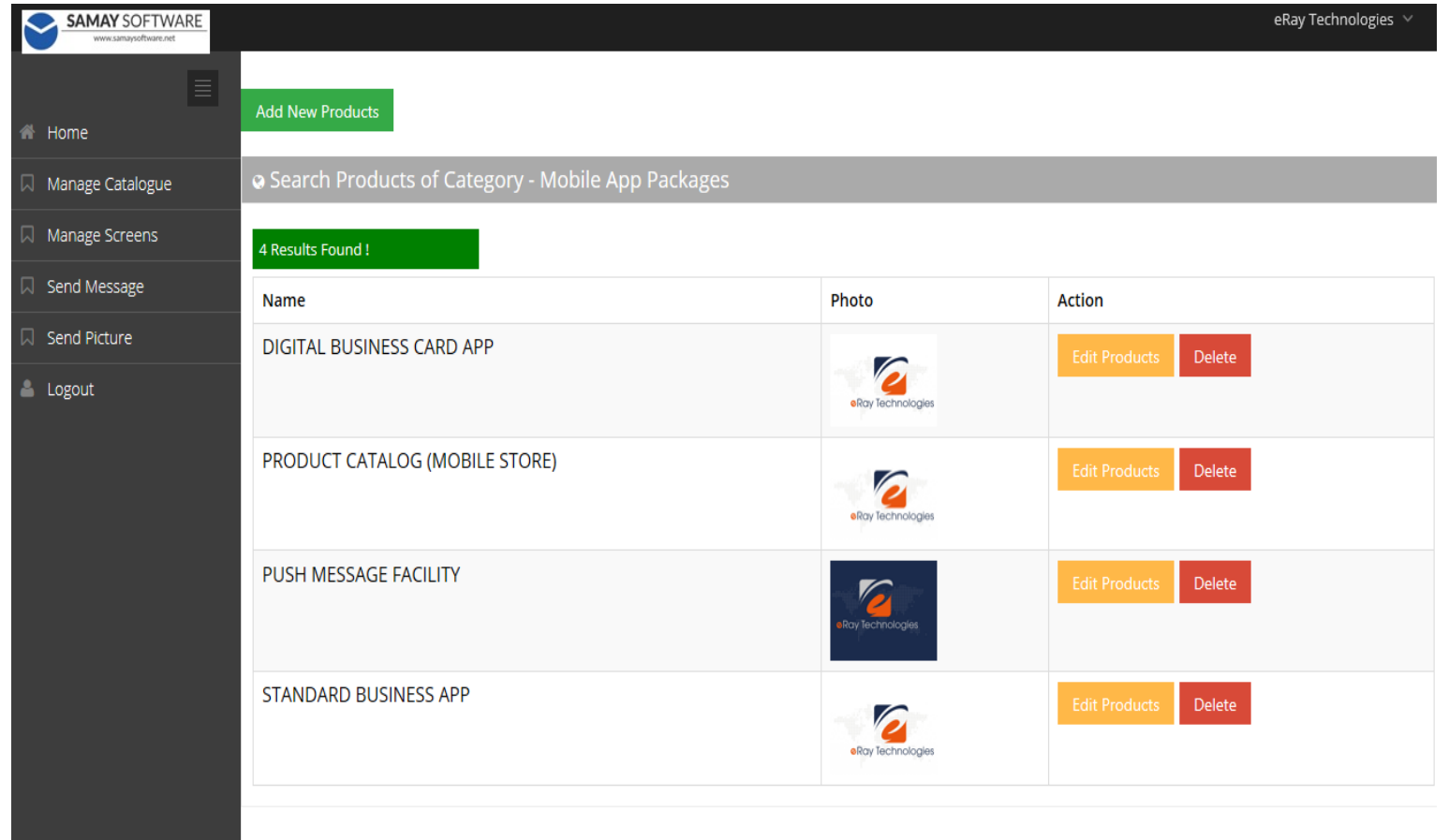


The screenshot displays the admin panel interface. On the left is a dark sidebar menu with the following items: Home, Manage Catalogue (highlighted in red), Manage Screens, Send Message, Send Picture, and Logout. The top header includes the SAMAY SOFTWARE logo and the text 'eRay Technologies'. The main content area is titled 'All Categories' and features a green 'Add New Category +' button. Below this is a table with two columns: 'Name' and 'Action'.





Name	Action
Mobile App Packages	Products Edit Delete
Category 2	Products Edit Delete
Category 3	Products Edit Delete
Category 4	Products Edit Delete
Category 5	Products Edit Delete

ADMIN PANEL LOOK AND FEEL

- Products tab: add, edit or delete a particular product
- Up to 5000 products can be added



The screenshot displays the admin panel interface for SAMAY SOFTWARE. The top navigation bar includes the SAMAY SOFTWARE logo and the text "eRay Technologies". A sidebar on the left contains navigation options: Home, Manage Catalogue, Manage Screens, Send Message, Send Picture, and Logout. The main content area features a green "Add New Products" button and a search bar with the text "Search Products of Category - Mobile App Packages". Below the search bar, a green banner indicates "4 Results Found!". A table lists the products with columns for Name, Photo, and Action.

Name	Photo	Action
DIGITAL BUSINESS CARD APP		Edit Products Delete
PRODUCT CATALOG (MOBILE STORE)		Edit Products Delete
PUSH MESSAGE FACILITY		Edit Products Delete
STANDARD BUSINESS APP		Edit Products Delete

ADMIN PANEL LOOK AND FEEL

- The ADD button on Products allows you to add a new product with respective details
- Picture, pricing and description of the product can be added, modified or deleted.






The screenshot displays the Admin Panel interface for eRay Technologies. The top navigation bar includes the SAMAY SOFTWARE logo and the eRay Technologies user profile. A dark sidebar on the left contains navigation options: Home, Manage Catalogue, Manage Screens, Send Message, Send Picture, and Logout. The main content area is titled 'Product Details' and features a form with the following fields:

- Product Name:** DIGITAL BUSINESS CARD APP
- Product Price:** (Empty input field)
- Image Upload:** A preview of the eRay Technologies logo with a 'Select image' button below it.
- Product Details:** A scrollable area containing:
 - Splash Screen:** Image graphics or company logo of your choice
 - Landing / Home Screen:** Company graphics of your choice, Graphic animations, Introduction text & contact information, Direct call, SMS & email facility, Designed for both Android and IOS, Free one year maintenance

ADMIN PANEL LOOK AND FEEL

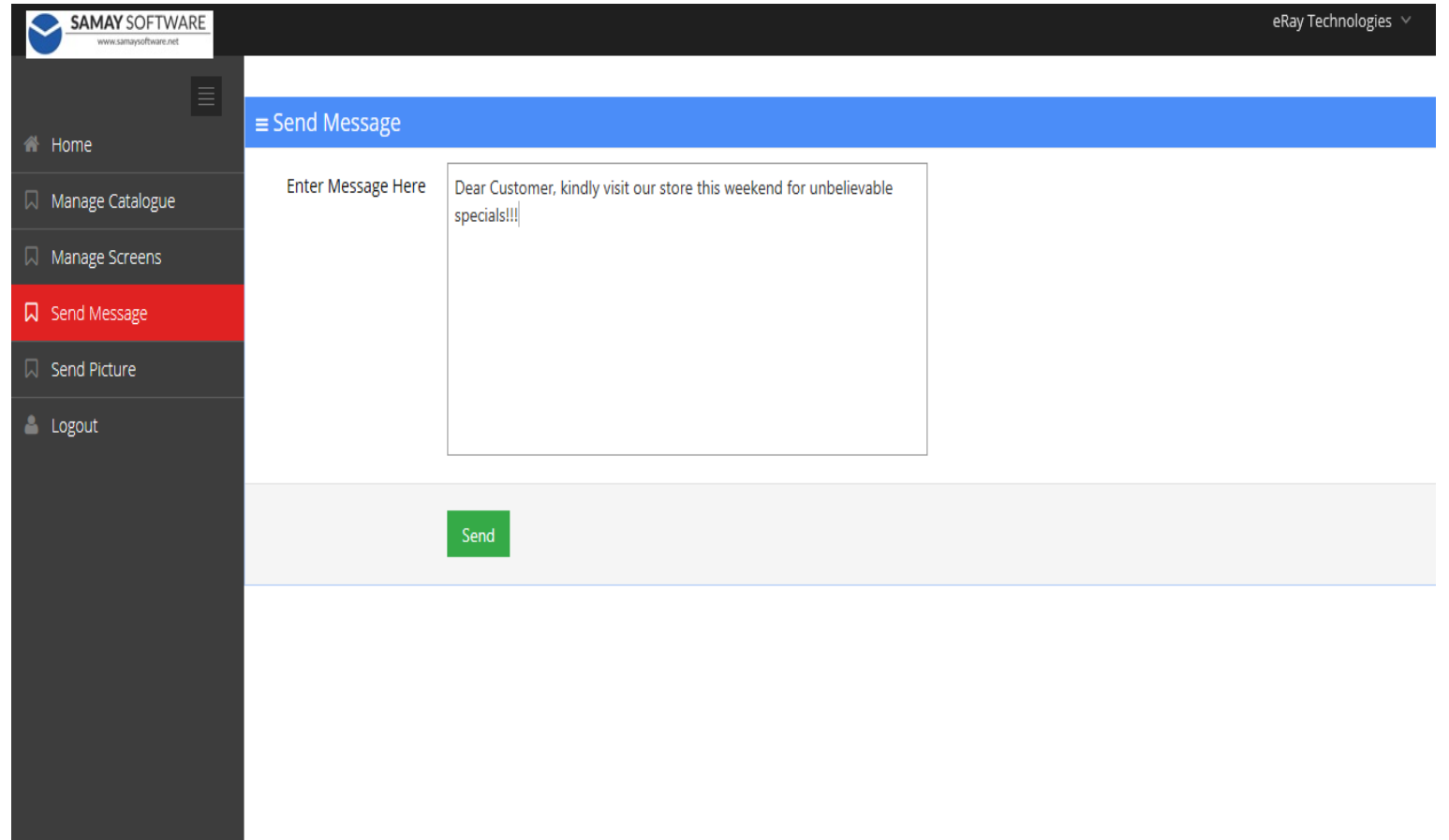
- Manage screens allows you to add, modify or delete screens on your App
- Up to 100 screens can be added on your App

The screenshot displays the SAMAY SOFTWARE Admin Panel. The top navigation bar includes the SAMAY SOFTWARE logo and the text "eRay Technologies". A sidebar on the left contains navigation links: Home, Manage Catalogue, Manage Screens (highlighted in red), Send Message, Send Picture, and Logout. The main content area features a green "Add New Screen" button and a "Manage Screens" section with a "9 Results Found!" indicator. Below this is a table with columns for Name, Photo, and Action.

Name	Photo	Action
Company		Edit Screen Delete
Contacts		Edit Screen Delete
Home		Edit Screen Delete
Inquiry & Feedback		Edit Screen Delete
Messages		Edit Screen Delete

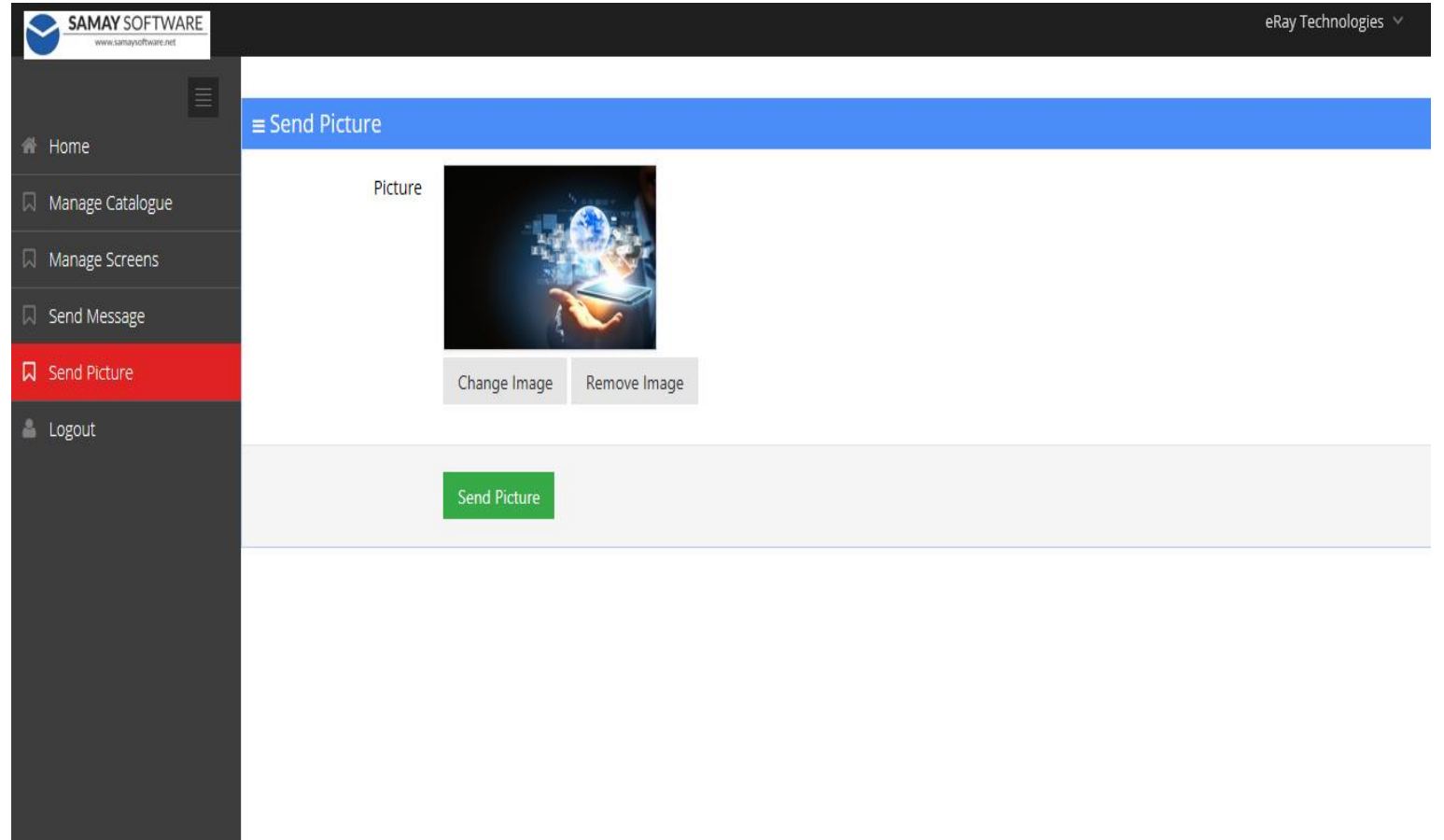
ADMIN PANEL LOOK AND FEEL

- Send Message menu allow the administrator to send push notifications to all App users
- This facility provides a direct marketing channel to all your customers, promoting your company brand or specials on offer



ADMIN PANEL LOOK AND FEEL

- The administrator can also send a push message in the form of a picture to all App users
- The picture can be in the form of a flyer, new product on offer, new store opening etc. This is another way to promote your company brand.



THANK YOU